



2026



STEUBEN COUNTY 4-H PREMIUM BOOK

Cameron Mills, New York

July 23 - 25



Cover Art Done by: Marie Landry

Cornell Cooperative Extension of Steuben
4-H Summer Showcase 2026

Daily Schedule

*Please note that this schedule is tentative & subject to changes

Monday, July 20

5:00 Market Turkey & Market Chicken Show -
Location TBA

Tuesday, July 21

10a-6p "Youth Building" projects dropped off.
Cloverbud exhibit drop-off 4 - 6 p.m.

Wednesday, July 22

9:00a "Youth Building" projects evaluated
3p - 7p Club booth set up

Thursday, July 23

9:00a Dog Show
9:00a Poultry Show, Showmanship to follow
10:00a Horse Show
11a-1p Livestock Pen Setup
11:00a Flower Arranging Contest
12:00p Hendershot Haflinger Driving Demo
1p - 4p Livestock Skillathon, Rabbit Decathlon,
Animal Science Bowls (Dairy, Goat, Poultry)
2p-4p Hendershot Haflingers Barn Tour

****Robotics and/or Drone Demonstration****

Friday, July 24

7am - 9 am Move in for Beef & Dairy Cattle, Sheep,
Swine, Dairy, Meat Goats
9:00a Mandatory exhibitor meeting
9:15a Beef Showmanship, including Cloverbuds
Beef Breed Show to follow
10:00a Dairy Showmanship including Cloverbuds
Dairy Heifer Conformation Classes to follow

10:00a Goat Driving & Obstacle classes
11:00a Swine Showmanship, including Cloverbuds
Swine Breed Show to follow
11:30a Sheep Showmanship, including Cloverbuds
Sheep Breed Show to follow
12:00p Milkshake Contest
12:30p Animal Costume Class for all species -
excluding horse & dog.
1:30p Dairy Goat Showmanship, including Cloverbuds
Dairy Goat Breed Show to follow
2:30p Meat Goat Showmanship, including Cloverbuds
Meat Goat Show to follow
4:00p Cupcake Challenge
4:30p Barnyard Olympics
5:00p All Animals will be released to go home

Saturday, July 25

8a-10a Market Animal Weigh-In
8a Market Rabbit Weigh-In @ show table
8:30a Market Rabbit Show
9:00a Rabbit/Cavy Showmanship, breed shows to
follow
10a Mandatory Exhibitor Meeting
10:15a Market Show starts in the following order
Market Goat Showmanship, Show to follow
Market Lamb Showmanship, Show to follow
Market Hogs Showmanship, Show to follow
Market Beef Showmanship, Show to follow
11a-12:30p Maker's Market
1p 4-H Market Sale - turkey, chicken, rabbit,
goat, lamb, hog, beef, dairy steers & baked goods
1p Chicken BBQ
2p-4p Hendershot Haflingers Barn Tour
5p Pizza Party
6p-8p "Youth Building" Projects Released
8p Sleepover

2026 ANIMAL HEALTH REQUIREMENTS

General Prohibitions and Requirements

- No person shall bring or have present an animal on the show grounds which is not qualified under below regulations.
- No person shall present an interstate or intrastate certificate of veterinary inspection that has been altered by anyone other than the issuing veterinarian.
- Animals demonstrating clinical signs or other evidence of infectious, contagious or communicable diseases shall not be allowed on the show grounds.
- Representatives of the CCE Steuben may deny admission to or require removal from the premises, or require the segregation of any animal showing signs of or exposed to any infectious, contagious or communicable disease. NOTE: CCE Staff has the authority to reject unworthy or unsightly exhibits for reasons other than infectious, contagious or communicable disease. The on-site veterinarian or animal health inspector will bring questionable exhibits to the attention of CCE Staff.
- All animals presented that originate from a location other than New York shall meet all New York State importation regulations appropriate to the species in addition to animal health requirements.

Certificates of Veterinary Inspection (CVI)

- Cattle, sheep, goats, swine, llamas, alpacas, and misc. ruminants, require a valid CVI to enter the show grounds.
- The CVI must be issued by a Category 2 accredited veterinarian.
- All animals must be officially identified. All manmade ID must be recorded. Refer to Animal Identification section below for more information.
- Only one species is allowed per certificate.
- The type and duration of certificate required depends on the origin of the livestock.

New York Origin Livestock:

- A valid intrastate CVI (AI-61) is required.
- Each animal must be individually identified on the CVI (see below).
- The CVI must be issued on or after May 1 of the current year.

Out of State Origin Livestock:

- All animals entering New York State must satisfy import health and test requirements for that species and be accompanied by a valid interstate CVI.
- The interstate CVI is valid for 30 days from the date of CVI inspection. During the fair season (July 1 through Labor Day) valid CVI's can be used multiple times for entrance into fairs. The initial entrance into a NY fair must be within 30 days of the date of CVI inspection. In order for the CVI to be used for a later fair, it must be dated and initialed by a NY state official noting the location of the initial fair. A change in health status or eligibility of an animal necessitates the generation of a new CVI.

Questions regarding import requirements should be directed to the Division of Animal Industry at 518-457-3971, or at the division's import/export homepage: http://www.agriculture.ny.gov/AI/import_export.html

Animal Identification

ALL MANMADE ID MUST BE RECORDED

- Cattle must be identified by an official USDA approved eartag. Radio frequency identification (RFID) eartags, commonly referred to as "840 RFID tags," are strongly recommended.
- Sheep and goats must be identified by official scrapie identification (see sheep and goat sections below).
- Swine must be identified by an official USDA approved eartag. Radio frequency identification (RFID) eartags, commonly referred to as "840 RFID tags," are strongly recommended. Nursing piglets do not have to be individually identified if the sow is correctly identified on the CVI and the number of piglets in the litter is noted on the CVI.
- Deer/Elk must be identified with an official eartag.
- Llamas and alpacas must be identified by official ear tag or microchip.
- Misc. ruminants must be identified by unique ear tag or microchip.
- A complete written description is sufficient identification for horses entering New York accompanied by a CVI. The description must match the EIA test record. Horse sketches and descriptions should reference color patterns, hair whorls, chestnuts, scars and other markings as necessary to uniquely identify the horse. Tattoos and microchips, if any should be included. "Bay, no markings" is not an acceptable description for a CVI or EIA test record.

NOTE: If you are exhibiting animals identified by microchip, a working reader must be supplied by the exhibitor.

For questions on animal identification, please contact your veterinarian or our office at 518-457-3502.

Rabies Vaccination

- Rabies vaccination is required for all species for which there is a USDA licensed vaccine available (cattle, horses, sheep, dog, cat, ferret) and that are 4 months of age or older on the date of admission.
 - For most rabies vaccines, the earliest age allowable for primary vaccination is 3 months. Animals that are vaccinated prior to 3 months of age will need to be re-vaccinated according to label before entering the grounds.
- Vaccine must have been administered within the past 12 months. The exception is Imrab LA vaccine used in sheep which protects for 3 years after the second annual vaccination (consult your veterinarian).
- The rabies vaccination requirement must be met on the day of admission even if the animal was previously admitted to a fair when too young to vaccinate.

NOTE: Individual "fairs" can require animals for which there is no approved rabies vaccine to be vaccinated for rabies. The requirements outlined above would apply. The "fair" is responsible for notifying exhibitors. The New York State Fair requires rabies vaccination for all livestock species entering the grounds.

Acceptable Proof of Rabies Vaccination:

- Acceptable proof of rabies vaccination must include a signed written statement from the veterinarian administering the vaccine or a valid certificate of veterinary inspection that has the vaccination listed and is signed by the Category 2 accredited veterinarian.
 - Acceptable proof of rabies vaccination must include the name of the product used, the date of administration and the duration of immunity if longer than one year.
 - If the statement of rabies vaccination is included on an EIA test record, it must be signed separately in addition to the required EIA test record signature.
- NOTE: Rabies titers are not acceptable proof of rabies protection and cannot be used to meet entry requirements.
- Acceptable proof of vaccination for dogs is a valid vaccination certificate or a copy of the dog license that contains the rabies vaccination information.

BVD-PI Testing

- All cattle, llamas and alpacas exhibited at Showcase or the State Fair must be negative to an approved test appropriate to detect Bovine Viral Diarrhea persistent infection (BVD-PI). The testing veterinarian is responsible to make sure the proper test is conducted. This is a once in a lifetime test that must be reported on the required certificate of veterinary inspection. The issuing veterinarian is responsible for verifying the validity of the test, the identification of the animal and recording the test date on the CVI. If a previous test is not verifiable, the test must be repeated.

Cleaning and Disinfection

- All buildings on the showgrounds housing animals must be cleaned and disinfected prior to the opening of the Showcase and between groups of animals when housing is rotated.

Animal Deaths

- Occasionally animal deaths occur. If a death occurs it must be reported to CCE Staff as soon as possible for review. The animal must be promptly removed from the public exhibit area to a secure location and held for the veterinarian prior to disposal.

Calving, Kidding and Lambing

- Any cattle, goats or sheep that calve, kid, or lamb while at Showcase or the State Fair will be ordered removed from the showgrounds along with their offspring, unless the animals are part of a birthing demonstration.

Commingling of Sheep and Cattle

- Due to the potential spread of malignant catarrhal fever from sheep to cattle, it is strongly recommended that cattle be kept separate from sheep.

Commingling of Swine and Poultry

- Due to the potential spread of influenza viruses, it is recommended that swine and poultry be housed in separate locations.

Isolation of Returning Home

- The owner or custodian shall keep show animals biologically separate from the herd or flock for a period of at least two weeks after returning to the premises of origin. If any illness is noted in the exhibition animals, the owner should contact their veterinarian immediately.

Individual Species Requirements

Horses

- Certificate of Veterinary Inspection (CVI) is not required for New York origin horses. CVI is required for imported horses. Extended Equine CVIs (EECVIs) are acceptable. For more information on EECVIs, visit <http://www.globalvetlink.com>
- Negative Equine Infectious Anemia (EIA) test is required for all horses 6 months of age or older. The horse must be accompanied by a valid negative EIA test record, signed by a Category 2 accredited veterinarian. The sample collection date for the qualifying EIA test must have been on or after January 1, 2022 for New York origin horses. For imported horses, the EIA test must have been conducted within 12 months prior to entry. The EIA test certificate must include a complete description of the horse.
- Rabies vaccination is required for all horses 4 months of age or older (see above).

Cattle

- Certificate of Veterinary Inspection with animals properly identified. See Animal Identification section above.
- Rabies vaccination is required for all cattle 4 months of age or older (see above).
- All cattle must be negative to an approved test appropriate to detect Bovine Viral Diarrhea persistent infection (BVD-PI). The date and results of the testing must be noted on the certificate of veterinary inspection.
- All cattle must be vaccinated against bovine respiratory disease complex including bovine respiratory syncytial virus, bovine virus diarrhea, infectious bovine rhinotracheitis and parainfluenza with a product administered in a manner and time frame adequate to confer protective immunity for these diseases for the duration of the show.
 - **NEW THIS YEAR: HPAI test for each lactating dairy heifer/cow**

Sheep

- Certificate of Veterinary Inspection with animals individually identified with USDA approved scrapie identification. Identification must be one of the following: 1) USDA approved tags or 2) a legible USDA approved flock tattoo and individual animal ID number or 3) electronic implant device (microchip) if the sheep is enrolled in the Scrapie Flock Certification Program. For information on scrapie ID, contact USDA at 1-866-USDA-TAG 1-866-873-2824).
- Rabies vaccination is required for all sheep 4 months of age or older (see above).
- The CVI must contain a written statement from the issuing Category 2 accredited veterinarian that the flock of origin was inspected after May 1 of the current year, and no evidence of contagious, infectious or communicable diseases was found.
- If evidence of sore mouth (contagious ecthyma) is found on any sheep, the entire exhibit including the affected animals shall immediately be removed from the premises with the holding pens cleaned and disinfected immediately after removal.

Goats

- Certificate of Veterinary Inspection with animals individually identified with USDA approved scrapie identification. Identification must be one of the following: 1) USDA approved tags or 2) a legible registration tattoo or 3) a legible USDA approved herd tattoo and individual animal ID number or 4) electronic implant device (microchip) if the goat is enrolled in the Scrapie Flock Certification Program and/or the electronic implant ID is recorded on the goat's registration paper. For information on scrapie ID, contact USDA at 1-866-USDA-TAG (1-866-873-2824).
- The CVI must contain a written statement from the issuing Category 2 accredited veterinarian that the herd of origin was inspected after May 1 of the current year, and no evidence of contagious, infectious or communicable diseases was found.
- If evidence of soremouth (contagious ecthyma) is found on any goat, the entire exhibit including the affected animals shall immediately be removed from the premises with the holding pens cleaned and disinfected immediately after removal.

Swine

- Certificate of Veterinary Inspection with animals properly identified. See Animal Identification section above.

Miscellaneous Ruminants

- Certificate of Veterinary Inspection with animals properly identified. See Animal Identification section above.

THE DANISH SYSTEM OF JUDGING

Exhibiting is part of 4-H educational experiences.

Judging is based on comparison to a standard, *NOT ON COMPARISON TO OTHERS IN THE CLASS!!!!*

Judges may consider skill level based on age, circumstance, and expect a higher performance from older 4-Her's, so there is some variance within the standard. Award groups are as follows:

Purple Ribbon	Excellent quality. Usually reserved for top two or three of the group but not limited in number given.
Blue Ribbon	Superior quality. The standards have been met. Denotes adequate work.
Red Ribbon	Average to above average quality. Shows signs of quality but does not completely meet the standards. Some areas need further improvement.
White Ribbon	Below average quality. Does not meet standards. Denotes improvement needed. (No Premiums paid at State Fair)
Participation Ribbons	are given when members exhibit for personal satisfaction, not to see how their exhibit compares to the standard.


Champion and Reserve Champion Ribbons are given in some departments in lieu of purple ribbons to the top two in a division.


Rabbits use white ribbons for disqualification. Does not meet ARBA standards.

Dogs are judged according to a point system closely following Kennel Club standards.

Animals deemed unworthy *may not* be eligible to show or go through the 4-H Market Animal Sale and *may* be sent home.

"4-H is about building better citizens, teaching values and developing skills... It doesn't matter if you're from a farm environment or from a big city.





4-H worked for me and I've continued to work for it."

Orville Redenbacher
Indiana 4-H Alumnus
1983 Alumni Winner



ALONE WE CAN
DO SO LITTLE.
**TOGETHER WE CAN
DO SO MUCH.**

- HELLEN KELLER

4-H DEPARTMENT GENERAL RULES AND REGULATIONS

1. Competition in this department shall be open to Steuben County enrolled 4-H members.
2. **(a) 4-H entries for all YOUTH Building Exhibits, ANIMAL exhibits, are to be completed no later than 11:59 p.m., July 1st, 2026.** (b) To save office time and expense, members are requested to enter only those exhibits which they believe that they will bring to the Showcase.
3. **All entries are made at the risk of the exhibitor and no responsibility for loss or damage by fire, theft or otherwise is taken by CCE Steuben.**
4. All 4-H Youth Building exhibits must be brought to the grounds at the Showcase between 10:00 a.m. and 6:00 p.m. on Tuesday, July 22nd. No 4-H Youth Building Exhibits will be accepted after Tuesday. Youth Building Exhibits **MUST NOT** be removed before 6:00 p.m. on Saturday or premiums will be withheld. Exhibits can be picked up until 12 p.m. on Sunday. All 4-H exhibits **MUST** be picked up by 12 p.m. on Sunday.
5. Animals should only be brought to the Showcase the day they are scheduled to show. All animals will be asked to stay the entire day. At the conclusion of the show day all animals will leave the property no animals will be staying overnight. **HEALTH AND REGISTRATION PAPERS MUST ACCOMPANY YOUR ANIMALS UPON ARRIVAL. ANIMALS CANNOT BE UNLOADED WITHOUT THEM.**
6. There will be no charge or entry fee in this department.
7. Each exhibit must have been made since October 1, 2025.
8. Each exhibit **MUST** bear an Evaluation form giving the (1) correct name of the exhibitor; (2) correct Department, Section and Class Number of the exhibit.
9. Market Animal Pens/Exhibits should label each pen with the name, breed, birthdate & weight of your animal. Creative displays will help catch potential bidders' attention!
10. Exhibitors may exhibit only ONE entry in each class. Exceptions where otherwise noted.
11. **Unworthy exhibits will not be given awards or ribbons.**
12. All feed and bedding must be furnished by the exhibitor.
13. Ribbons for all animal shows are awarded on a group (Danish) basis. Premium points will be determined by species and class.
14. 4-H members must be enrolled in the Steuben County 4-H Program by December 16, 2025, for re-enrollments or May 1 of the current year for new enrollments to be eligible to enter projects in 4-H Showcase.
15. 4-H youth exhibitors must have been enrolled in kindergarten but not passed their 19th birthday on January 1st of the current year. All youth ages shown herein are calculated as of January 1 of current year. 4-H "Cloverbuds" must exhibit in special designated classes.
16. Eligibility for State Fair exhibits (except animal exhibits) shall be based on the recommendation of the appropriate judge in consultation with the 4-H staff, unless otherwise stated (as in case of regional or district requirements and culmination of team requirements).
16. Special 4-H awards are presented at the end of the year 4-H Award Program.
17. **All 4-H dairy cattle, dairy goat, meat goat, beef, sheep, swine, dog, horse, rabbit, cavy, and poultry members must enter a fitting and showmanship class. Exceptions may be granted by the 4-H Staff or the staff's designated representative for extenuating circumstances and for the safety of exhibitors for showmanship. If you are not excused from showmanship-all points for that species will be forfeited. Pre-entry is required in all showmanship classes, even non-owner classes. Previous winners of non-owner showmanship are ineligible to compete for that species again for 3 years. Deadline for sign-up is July 1, 2026.**

Cloverbud Animal Entries

Steuben County 4-H Cloverbuds (AGES 5 & 6) can exhibit 1 ANIMAL ONLY in 4-H. 4-H Cloverbuds (AGE 7) can exhibit 1 large (hooved) and 1 small (non-hooved) animal. Cloverbuds can exhibit Beef Cattle, Cavy, Dairy Cattle, Dairy Goat, Dog, Horse, Meat Goats, Poultry, Rabbit, Sheep, and Swine. Refer to the Cloverbud Class for that species for more information. Entries are due through the online fair entry system on July 1st. Cloverbuds do not have to own the animal they show; the animal can be borrowed. Cloverbuds must be always chaperoned while they are at the 4-H Showcase by someone at least 16 years old. All Cloverbud animals must follow the 2026 Animal Health Requirements. Cloverbuds are not allowed to compete for premium points, but they will receive encouragement and a ribbon for their efforts. Cloverbuds who exhibit animals at the 4-H Showcase must complete a Cloverbud Animal Record and turn it in to the CCE Office by September 21, 2026, to receive recognition for their animal project at Achievement Night.

⇒ Animal Costume Class ⇐

No pre-entry required. This class will be held **in the show ring on Friday at 12:30pm**. This class is for 4-H members who are exhibiting a breed animal on Friday or Saturday of Showcase. The animals eligible for this contest are rabbit, cavy, poultry, sheep, meat goats, dairy goats, dairy calves (a dairy calf born September 1, 2025 – June 15, 2026 or beef calves (a beef calf born September 1, 2025– June 1, 2026), swine if you can drive your swine without being inside an enclosed area. 4-H members need to wear appropriate footwear for the species being shown. Participants must present a 3 X 5 card on show day indicating theme of costume. **Participants will not receive premiums.** All participants will receive a ribbon. Horse and dog exhibitors will have the opportunity to do their costume class during their respective shows.

4-H Dog **Judged Thursday, July 23rd, 9:00 a.m.**

Entries **MUST** be entered online by July 1, 2026. **A copy of the most current rabies certificate MUST be submitted to the CCE Office, if it is not already on file.** All 4-H members **EXCEPT** Cloverbuds are required to show in both a Grooming and Handling Class (Class 01a-01d unless 4-H Member won Best Jr. in show then the 4-H member has the option to enter 01d if desired) and an Obedience Class (Classes 002 - 013).

4-H members showing at the NYS Fair 4-H Dog Show must exhibit at the 4-H Showcase 4-H Dog Show.

It is the responsibility of each educator, volunteer, parent and exhibitor to ensure that each dog is trained exclusively by the 4-H'er exhibiting that dog. Any dog (family owned or not) who has been trained by another person can't compete at that level of training with a 4-H exhibitor. The dog should be trained and shown by the 4-H'er at the next highest level of training. (Remember in 4-H rules-moving from A to B is not moving up a level except in G & H). It is the responsibility of the 4-H instructor/educator in any county to verify that the dogs entered have been trained at the level being shown by the 4-H exhibitor.

Prior to Showcase the 4-H youth and dog combination must attend a minimum of six 4-H Dog Obedience Classes in order to be eligible to participate at the Dog Show at Showcase.

Dogs must be at least 6 months of age. Any dog regardless of breed that exhibits aggressive behaviors to people or dogs (i.e. growling) is not permitted. Any dog that has been known to bite another dog/person **MUST NOT** be brought to the 4-H Showcase. As per AKC rules, any dog that attacks another dog or appears dangerous to other dogs in the ring (i.e. growling) must be excused. **A dog in season must not be brought to 4-H events including Dog Obedience classes, the 4-H Showcase or the NYS Dog Show.**

Contestants are subject to the rules of the 4-H Office.

101: Cloverbud Dog

Class 001: **Cloverbud Dog Obedience Class** - The Cloverbud member and dog **MUST** have participated in 4-H Dog Obedience Classes. With each Cloverbud member there **MUST** be a competent adult in the ring within a safe distance to maintain control. (No premium points)

102: Grooming and Handling

Exhibits in **Classes 01a – 01c** judged as **FIRST** will be awarded **25 premium points**. Each exhibit judged as **SECOND** will be awarded **20 premium points**. Each exhibit judged as **THIRD** will receive **15 premium points**. Each exhibit judged as **FOURTH** will receive **10 premium points**

- Class 01a **Grooming and Handling A** – For 4-Hers who are showing for the first time at the 4-H Showcase, unless handler has qualified for the open Class of Junior Showmanship at an AKC Show, or received a white ribbon in this class in the previous year
- Class 01b **Grooming and Handling B** – For 4-Hers who have previously shown in Grooming and Handling at the 4-H Showcase. 4-Hers who have previously won Grooming and Handling B must enter class 1c.
- Class 01c **Grooming and Handling C** – For 4-Hers who have won Grooming and Handling B at the 4-H Showcase or at the New York State Fair and/or have qualified for the Open Class of Junior Showmanship at an AKC Show (or equivalent), even if it is their first year. Former winners in this class who have not won Best Junior in Show must compete in Best Junior in Show.
- Class 01d **Best Junior in Show** – Previous winners of class 1c at the 4-H Showcase who have not won Best Junior in Show, must participate in Best Jr. in Show. Previous winners of Best Jr. In Show at the 4-H Showcase, have the option to enter Best Junior in Show if desired. Current year winners of classes 1a, 1b, and 1c also compete in Best Jr. in Show. One Best Junior in Show selected. (Rosette Only)

103: Obedience – Regular Classes

Exhibits in **Class 002 – 013**, judged as **FIRST** will be awarded **25 premium points**. Each exhibit judged as **SECOND** will be awarded **20 premium points**. Each exhibit judged as **THIRD** will receive **15 premium points**. Each exhibit judged as **FOURTH** will receive **10 premium points**. Each exhibit judged as **FIFTH** will receive **5 premium points**.

- Class 002 **Beginner A** – For 4-Hers who have not previously trained a dog. The dogs in this class must not have graduated beyond the Beginner Level. All exercises (Heel on Leash; Figure 8; Sit for Examination; Sit Stay (30 sec. – 1 min.), Recall) will be performed with the dog on the lead. The maximum possible score is 200 points. Dogs receiving a blue in this class **MUST** move up to Beginner C or higher. **Dogs entered in this class can't participate in Agility, Brace or 4-Person Team.**
- Class 003 **Beginner B** – For 4-Hers who have previously trained a dog. The dogs in this class must not have graduated beyond the Beginner Level. All exercises (Heel on Leash; Figure 8; Sit for Examination; Sit Stay (30 sec. – 1 min.), Recall) will be performed with the dog on the lead. The maximum possible score is 200 points. Dogs receiving a blue in this class **MUST** move to Beginner C or higher. **Dogs entered in this class can't participate in Agility, Brace or 4-Person Team.**
- Class 004 **Beginner C** – For 4-Hers who have previously trained a dog in Beginner or more advanced levels of obedience. The dogs in this class must not have graduated beyond the Beginner Level. Exercises and maximum possible points are the same as in Beginner A, except for recall off lead and sit is dropped leash. Dogs receiving a blue in this class **MUST** move to Graduate Beginner. **Dogs entered in this class can't participate in Brace or 4-Person Team.**
- Class 005 **Graduate Beginner A** – For 4-Hers who have not previously trained a dog beyond the Graduate Beginner Level. Dogs must not have graduated beyond Graduate Beginner Level. Exercises and maximum possible points are the same as in the Beginner A and B classes EXCEPT that the Stand for Examination, Recall, Long Sit, 1 minute; and Long Down, 3 minutes exercises are done with the leash attached to collar and placed next to dog with number. Dogs receiving a blue ribbon in this class **MUST** move to Novice.
- Class 006 **Graduate Beginner B** – For 4-Hers who have previously trained a dog in Graduate Beginner or more advanced levels of obedience. Dogs must not have graduated beyond the Graduate Beginner Level. Exercises and maximum possible points are the same as in Graduate Beginner A. Dogs receiving a blue ribbon in this class **MUST** move to Novice.
- Class 007 **Novice A** – For 4-H'ers and dogs who have completed a Novice course of instruction but have not graduated beyond this level. Dogs must not have completed their AKC Companion Dog (CD) title (or the equivalent – UKC U-CD, All-American CD, Club CD, CKC CD, etc.), unless the CD was earned within 60 days of the show. Other than the Heel on Leash and Figure 8, all exercises will be performed with the dog off lead (Stand for Examination; Heel Off Leash; Recall). Sit/Down 1 minute Leash will be placed outside of ring and must be brought back into ring and reattached after judge says exercise finished. Maximum possible score will be 200.
- Class 008 **Novice B** – Exercises will be the same as Novice A. Exhibitors can participate in this class more than once. Open to any handler and dog at the Novice Level but not ready for Advanced Novice.

- Class 009 **Advanced Novice** – For 4-Her’s and dogs who have not graduated beyond the Advanced Novice level of obedience. Dogs may have earned a CD title but not a Companion Dog Excellence (CDX) title (or the equivalent). Other than the Heel on Leash, all exercises will be performed with the dog off leash (Stand for Examination; Heel Free and Figure 8; Drop on Recall; Long Sit, Handlers Out of Sight, 3 minutes; Long Down, Handlers Out of Sight, 5 minutes). The maximum possible score is 200 points. Open to any handler and dog beyond the Novice level but not ready for Graduate Novice.
- Class 010 **Graduate Novice** – Dogs may not have earned a CDX or equivalent title, unless the title was earned within 60 days of the show. The exercises are: Heel Free and Figure 8; Drop on Recall; Dumbbell Recall; Recall over High Jump; Recall over Broad Jump and Long Down. The maximum possible score is 200 points. Open to any handler and dog beyond the Advanced Novice level but not ready for open class (due to training and/or physical ability of dog.)
- Class 011 **Open A** – For 4-Her’s and dogs who have not graduated beyond the Open level of obedience. Dogs may have earned a CD degree but not a CDX, unless the CDX was earned within 60 days of the show. ALL exercises will be performed with the dog off leash (Heel Free and Figure 8; Drop on Recall; Retrieve on Flat; Retrieve Over High Jump; Broad Jump; Long Sit, Handlers Out of Sight, 3 minutes; and Long Down, Handlers Out of Sight, 5 minutes). The maximum possible score is 200 points.
- Class 012 **Open B** – Dogs who have received their CDX but are not ready to enter Utility may participate in Open B. All exercises are the same as Open A. With special permission from the CCE-Steuben 4-H Staff, dogs may repeat this class regardless of point score or ribbon placing in this class at previous shows.
- Class 013 **Utility** – For 4-Her’s and dogs who have not earned a Utility (UD) title or equivalent, unless this title has been completed within 60 days of the show. ALL exercises will be performed with the dog off leash (Signal Exercise; Scent Discrimination, one metal article, one leather article; Directed Retrieve; Moving Stand and Examination; Directed Jumping). The maximum possible score is 200 points. Dogs may repeat in this class regardless of point score or ribbon placing in the Utility class in previous years. With special permission from the CCE-Steuben 4-H Staff, 4H’ers with dogs that have earned an UD may participate in the utility class FOR EXHIBITION ONLY (FEO).

104: Obedience – Non-Regular Classes

- Class 014 **Brace** – For ONE 4-H’er with TWO dogs, at least one of the dogs being owned by the 4-H’er handling the Brace. Refer to 4-H rules. (Ribbons Only)
- Class 015 **“Four Person Team”** – Teams will consist of four 4-Her’s with their four dogs simultaneously performing Graduate Beginner exercises. Refer to 4-H Rules. (Ribbons Only)
- Class 016 **Drill Team** – 8 or more dogs and their trainers (4H’ers) who will perform a detailed drill of their own design. Refer to 4-H Rules. (Ribbons Only)

105: Rally Obedience

Exhibits in **Class 017 – 022**, judged as **FIRST** will be awarded **25 premium points**. Each exhibit judged as **SECOND** will be awarded **20 premium points**. Each exhibit judged as **THIRD** will receive **15 premium points**. Each exhibit judged as **FOURTH** will receive **10 premium points**. Each exhibit judged as **FIFTH** will receive **5 premium points**.

- Class 017 **Rally Novice A** – Course shall consist of 10-15 stations plus a START & FINISH sign. This course is open to dogs at all levels of obedience. Rally Novice will be performed on a leash. Dogs receiving Blue Ribbons must move up to the next level or to Rally B. Dogs who have received a Rally Novice (RN) title (or equivalent R1, etc.) unless earned within 60 days of the show must move to Rally Advanced. (Ribbons Only)
- Class 018 **Rally Novice B** – For dogs who are not yet ready for Rally Advanced, but who received a blue ribbon in the previous year. Class description is the same as Rally Novice A. A dog may only participate in this class once. (Ribbons Only)
- Class 019 **Rally Intermediate** – Will be Rally Advanced course performed ON leash. No jump. No dogs previously shown in Rally Advanced eligible. (Ribbons Only)
- Class 020 **Rally Advanced** – Course shall consist of 12-17 exercise stations plus a START & FINISH sign. Rally advanced course shall be performed with the dog off leash. All dogs must be working at the Graduate Beginner level to be training/working/showing in this class. Beginner A & B Obedience dogs are not eligible. Dogs who have received a Blue Ribbon or Rally Advanced (RA) Title (or the equivalent) unless earned within 60 days of the show must move to Rally Excellent. (Ribbons Only)
- Class 021 **Rally Excellent** – Course shall consist of 15-20 stations plus a START & FINISH sign with no more than 7 stationary exercises. All dogs must be working at the Graduate Beginner level to be training/working/showing in this class. Beginner A & B Obedience dogs are not eligible. All exercises shall be performed off leash except the Honor Exercise. Dogs who have received a Blue Ribbon or Rally Excellent (RE) Title (or the equivalent) unless earned within 60 days of the show must move to Rally Masters. (Ribbons Only)

Class 022 **Rally Masters** – Course shall consist of 17-20 stations plus a start and finish sign. Signs used will include signs from **all** levels of rally plus new masters signs. Open to Rally Excellent Grand Champions and AKC Excellent dogs with RAE titles (Ribbons Only)

106: Special Classes

Class 023 **Service Dog Class** – This Class is only for those dogs currently being raised by 4-H members for an organization that provides dogs to aid the handicapped (e.g. Guiding Eyes for the Blind, Hearing Dogs, etc.). It is intended, as a way, to inform the public of this important aspect of the 4-H Dog Program. Dogs will be evaluated on their appearance (grooming) and simple obedience appropriate to their age and service. Service Dogs are allowed to wear identification (blanket, collar, etc.) appropriate to their sponsoring organization. Any dog that is released from a service dog program is no longer eligible for this class. Dogs entered in this class are not eligible to participate in any other class except costume and drill team.

Class 024 **Costume Class** – Dog and 4-H member dressed in a costume to indicate a theme. Participants must present a 3x5 card on show day indicating theme of costume. (Ribbons Only)

107: Agility

Please Note: Agility classes may not occur at Showcase depending on number of entries and the length of the show.

Agility – All dogs MUST be working at the Beginner C level to be training/working/showing in Agility. Beginner A & B dogs are not eligible. Dogs must be at least 15 months old. If a dog is trained by someone before the 4-H handler takes over, that dog must be shown at the next highest level of competition.

Class 025 **Agility (Pre-Novice)** – A ten obstacle course that is straight forward using non-winged jumps, pipe tunnel, A-frame, tire jump, table and dog walk. Any dog that received a Blue Placing must move to the next level. (Ribbons Only)

Class 026 **Agility (Novice)** – Any dog that received a Blue Placing must move to the next level. Dogs must not have completed their AKC Novice Standard Agility title (or the equivalent-NADAC, USDAA, etc.) unless the title was earned within 60 days of the show. At least 12-13 obstacles must be used in the Novice classes: (There will be **no weaves** in Novice) (Ribbons Only)

Class 027 **Agility (Open)** – For dogs who have received a blue award in the Novice Level. Dogs must not have completed their AKC Open Standard title (or the equivalent-NADAC, USDAA, etc.) unless the title was earned within 60 days of the show. Additional obstacles will be added. (Ribbons Only)

Class 028 **Agility (Excellent)** - For dogs who have received a blue award in the Open Level. Dogs must not have completed their AKC Excellent Title (or the equivalent-NADAC, USDAA, etc.) unless the title was earned within 60 days of the show. (Ribbons Only)

Class 029 **Agility (Masters)** – For dogs titled in Agility Excellent or received a blue ribbon in the Agility Excellent Class (Ribbons Only)

CATTLE, SWINE, SHEEP, GOATS AND FITTING AND SHOWMANSHIP CLASSES

-Ribbons will be awarded on a group (Danish) basis. Premium points will be determined by numerical ranking in class.

4-H members who have consigned animals to the 4-H Market Animal Sale should refer to the sale rules & regulations.

-Unless otherwise stated, all animals must be purebred and must be registered in the exhibitor's name. All registration papers, **and Grade Animal ID Forms**, will be POSITIVELY called for Tuesday morning, if not checked earlier. Unless papers are ready when called for, animals cannot be shown in competition.

-Ownership requirements for 4-H entries:

-MARKET BEEF AND MARKET DAIRY STEERS--January 1

-DAIRY FEEDER STEERS-Class 1, FEEDER BEEF HEIFER, FEEDER BEEF STEERS, MARKET LAMBS, MARKET HOGS AND MARKET GOATS & ALL OTHER BREEDING LIVESTOCK ANIMALS (Beef, Sheep, Swine, Meat Goat) -- June 1

DAIRY CATTLE, DAIRY GOATS, RABBITS, CAVY & POULTRY--June 15

-Upon Arrival a Penning Chart will be supplied and animals are asked to stay in their pens or designated areas.

-Age to be determined by 4-H. Rules of Exhibition.

-All contestants must show their own animals, unless having 2 in the same class, or unless extenuating circumstances preclude the contestant from showing his/her animal, in which case exceptions may be granted by the 4-H Staff or the Staff's designated representative. A contestant's second entry in a particular class, or an animal that can't be shown by

the contestant due to extenuating circumstances (as determined by the 4-H Staff or their designated representative) should be shown by another 4-H member unless the 2nd animal cannot be handled by a 2nd 4-H member then an adult can lead/handle the 2nd animal in the same class. For dairy and livestock group classes former 4-H members or adults may handle the animals when there are not enough qualified 4-H members to lead these animals.

-If a 4-H animal receives a red ribbon then they are not eligible to go back in for Jr. or Sr. Champions and therefore ineligible for Grand Champion and Supreme Champion.

-All animals exhibited at the 4-H Showcase must meet the 2026 Animal Health Requirements for Admission to New York State Fairs.

4-H BEEF CATTLE SHOW

Judged Friday

Below is a diagram of how Championship Classes are broken down during the beef cattle show at the 4-H Showcase.

The order of the breeds will be determined by 4-H Staff. The example below is using the Angus breed:

Class 006 1st Place 2nd Place Need to stay on deck (ringside), for JR. champion class

Class 007 1st Place 2nd Place Need to stay on deck (ringside), for JR Champion Class

Junior Champion Angus: 1st place animals from Classes 006 & 007. Example: After the judge picks the Jr. Champion, the 2nd place animal from that Class would then move into the spot in the ring left vacant by the 1st place animal for Reserve Junior Champion. The Junior Champion and Reserve Junior Champion would need to stay on deck for Grand Champion.

Class 009 1st Place 2nd Place Need to stay on deck for Senior Champion Class

Class 010 1st Place 2nd Place Need to stay on deck for Senior Champion Class

Class 011 1st Place 2nd Place Need to stay on deck for Senior Champion Class

Senior Champion Angus: 1st place animals from Classes 009-011. Example: After the judge picks the Sr. Champion, the 2nd place animal from that Class would move into the spot in the ring left vacant by the 1st place animal. The Senior Champion and Reserve Senior Champion would need to stay on deck for Grand Champion.

Grand Champion Angus Female: Junior Champion Angus Heifer, Senior Champion Angus Heifer. After the judge chooses the Grand Champion Angus Female either the Reserve Jr. Champion or the Reserve Sr. Champion would then move up into the spot left vacant by the Grand Champion Angus Female for evaluation for Reserve Grand Champion. The Grand Champion and Reserve Grand Champion of each breed would need to remain on deck for Supreme and Reserve Supreme Champion Heifer.

Classes 001, 016-018 do not come back for Championships.

All of the purebred and commercial beef breeds show in this manner.

Supreme Champion and Reserve Supreme Champion Beef Heifer: Grand Champion Beef Heifer from the Purebred Breeds and the Grand Champion Commercial Beef Heifer would enter the ring. After the Supreme Champion is chosen, the Reserve Grand Champion of that Breed only would come into the ring and fill the spot left vacant from the Supreme Champion Beef Heifer. The Reserve Supreme Champion Beef Heifer would then be chosen from the females in the ring.

Supreme Champion and Reserve Supreme Champion Cow/Calf: 1st place Cow/Calf Combination of each Purebred breed and the 1st place Commercial Cow/Calf Combination would enter the ring. After the Supreme Champion is chosen then the 2nd place Cow/Calf Combination of that Breed only would come fill the spot left vacant from the Supreme Champion Cow/Calf Combination. The 2nd place Cow/Calf Combinations of the other breeds would then be excused. The Reserve Supreme Champion Cow/Calf would then be chosen from the animals in the ring.

If you exhibit a Grand Champion and/or a Reserve Grand Champion beef breed, then you should be ready to enter the ring again after the Grand Champion Beef Female of the last breed of beef is chosen. Sometimes the wait is lengthy. Be prepared & ready.

101: BEEF CATTLE BREED SHOW

Entries are Due Online by July 1, 2026, ALONG WITH A COPY OF REGISTRATION PAPERS, IN EXHIBITORS NAME MUST BE SUBMITTED FOR ALL REGISTRED CATTLE. PICTURES OF COMMERCIAL/GRADE BEEF FEMALES MUST ALSO BE SUBMITTED ONLINE.

Commercial (Non-Registered, Grade beef females) compete before purebred classes

Purebred/Registered Breeds: Aberdeen Angus, American Low Line, British White, Charolais, Hereford (polled and horned), Limousin, Santa Gertrudis, Scottish Highland, Shorthorn, Shorthorn Plus, Simmental, any other breed – purebred/registered, compete against same breed only.

Exhibits in **Classes 001, 006-007,009-011,014,016-018** judged as **FIRST** will be awarded **30 premium points**. Each exhibit judged as **SECOND** will be awarded **25 premium points**. Each exhibit judged as **THIRD** will receive **20 premium points**. Each exhibit judged as **FOURTH** will be awarded **15 premium points**. Each exhibit judged as **FIFTH** will be awarded **10 premium points**.

- Class 001 Junior Bull Calves: Bull calves born January 1, of current year– June 1, of current year (Only Purebred/Registered Bulls)
- Class 006 Junior Heifer calves, calved on or after January 1, of current year – June 1, of current year
- Class 007 Senior Heifer calves, calved Sept 1, of previous year– Dec. 31, of previous year
- Class 008 **Junior Champion Beef Heifer and Reserve Junior Champion Beef Heifer** (No pre-entry required)
- Class 009 Summer Yearling Heifers, calved May 1, of previous year – Aug 31, of previous year
- Class 010 Junior Yearling Heifers, calved Jan 1, of previous year – April 30, of previous year
- Class 011 Senior Yearling Heifers, calved Sept.1, 2023 - Dec. 31, 2025
- Class 012 **Senior Champion Beef Heifer and Reserve Senior Champion Beef Heifer** (No pre-entry required)
- Class 013 **Grand Champion & Reserve Grand Champion Beef Heifer** (No pre-entry required)
- Class 014 Cow/Calf Combination – cow 2 years & older with natural calf born after Jan 1 of current year. Calf must be at side.
- Class 016 Produce of Dam: 2 animals any age, either sex, offspring of one cow
- Class 017 Pair of Yearling Heifers: 2 Summer, Jr. or Sr. Yearling Heifers (from Classes 009-011)
- Class 018 Pair of Heifer Calves: 2 Jr. Heifer Calves or 2 Sr. Heifer Calves or 1 Jr. Heifer Calf and 1 Sr. Heifer Calf
- Class 020 Supreme Champion & Reserve Beef Heifer** (No pre-entry required)
- Class 021 Supreme Champion & Reserve Cow/Calf Combination** (No pre-entry required)
- Class 022 Supreme Beef Female** (selected from the Supreme Champion Beef Heifer and Supreme Champion Cow/Calf) (No pre-entry required)

Animals must have been shown in individual classes to be eligible for Supreme and Reserve Supreme Awards

102: SMALL FRAME MARKET BEEF STEER DIVISION

Enter the Small Frame Market Steers Online in class 002 by July 1, 2026, which were identified on the Small Frame Market Beef Identification/Ownership Form that was due to the CCE Office by January 3, 2026 - class number will be determined at 4-H Showcase based on weigh in. Small Frame Market Beef Steers are not allowed to enter any other section.

If a small frame market beef steer does not adhere to the proper withdrawal time as of Monday, July 20, 2026, then the market animal will not be allowed to be exhibited in its 4-H market class. If an animal entered in a market animal class receives Grand or Reserve Grand Champion, the animal must be sold during the Steuben County 4-H Market Animal Sale even if it was not previously consigned. If a Grand or Reserve Grand Champion market animal does not go through the sale, the animal will be stripped of the Grand or Reserve Grand Champion Placing and no premiums will be paid.

Exhibits in **Class 002** judged as **FIRST** will be awarded **30 premium points**. Each exhibit judged as **SECOND** will be awarded **25 premium points**. Each exhibit judged as **THIRD** will receive **20 premium points**. Each exhibit judged as **FOURTH** will be awarded **15 premium points**. Each exhibit judged as **FIFTH** will be awarded **10 premium points**.

- Class 001 Underweight – Small Frame Market Beef Steer less than 700 pounds. **Ribbons only**. (Not eligible for Championships)
- Class 002 Small Frame Market Beef Steer 700-900 pounds
- Class 003 Overweight – Small Frame Market Beef Steer over 900 pounds. **Ribbons only**. (Not eligible for Championships)

Grand Champion Small Frame Market Beef Steer (Ribbon Only)
Reserve Grand Champion Small Frame Market Beef Steer (Ribbon Only)

103: MARKET BEEF DIVISION

All Beef, Beef Cross and Beef/Dairy Cross Market animals compete together.

Enter the Market Steers online in class 003 by July 1, 2026, which were identified on the Market Beef Identification/Ownership Form that was due to the CCE Office by January 3, 2026. Classes will be divided by weight at 4-H Showcase based on weigh in. Market Beef Steers are not allowed to enter any other section.

Junior Prospect Calf class online entries are due July 1, 2026.

If a market beef steer does not adhere to the proper withdrawal time as of Monday, July 20, 2026, then the market animal will not be allowed to be exhibited in its 4-H market class. **If an animal entered in a market animal class receives Grand or Reserve Grand Champion, the animal must be sold during the Steuben County 4-H Market Sale even if it was not previously consigned.** If a Grand or Reserve Grand Champion market animal does not go through the sale, the animal will be stripped of the Grand or Reserve Grand Champion Placing and no premiums will be paid.

Exhibits in Classes 001, 003-005, 007 judged as **FIRST** will be awarded **30 premium points**. Each exhibit judged as **SECOND** will be awarded **25 premium points**. Each exhibit judged as **THIRD** will receive **20 premium points**. Each exhibit judged as **FOURTH** will be awarded **15 premium points**. Each exhibit judged as **FIFTH** will be awarded **10 premium points**.

Class 001 Junior Prospect Calf - Male calves born January 1 – June 1, of current year. (Not eligible for Championships)

Class 002 Underweight – Market Steer less than 900 pounds. **Ribbons only.** (Not eligible for Championships)

Class 003 Market Steer Classes divided by weight. (Lightweight, Mediumweight, Heavyweight)

Grand Champion Market Steer and Reserve Grand Champion Market Steer

Class 007 Pair of Market Beef Steers, owned by one exhibitor, shown in individual classes 002-003

104: MARKET BEEF HEIFER DIVISION

Enter the Market Beef Heifers online in class 003 by July 1, 2026, which were identified on the Market Beef Heifer Identification/Ownership Form that was due to the CCE Office by January 3, 2026. Class number will be determined at the 4-H Showcase based on weigh in.

The Feeder Beef Heifer class online entries are due July 1, 2026.

Market Beef Heifers cannot be shown in 101: Beef Cattle Breed Show.

If a market beef heifer does not adhere to the proper withdrawal time as of Monday, July 20, 2026, then the market animal will not be allowed to be exhibited in its 4-H market class. **If an animal entered in a market animal class receives Grand or Reserve Grand Champion, the animal must be sold during the Steuben County 4-H Market Sale even if it was not previously consigned.** If a Grand or Reserve Grand Champion market animal does not go through the sale, the animal will be stripped of the Grand or Reserve Grand Champion Placing and no premiums will be paid.

Exhibits in Classes 001, 003, 007 judged as **FIRST: 30 premium points, SECOND: 25 premium points, THIRD: 20 premium points, FOURTH: 15 premium points, FIFTH: 10 premium points.**

Class 001 Feeder Beef Heifer - All beef heifers, born January 1 – June 1, of current year Must be a market heifer. Cannot show in the breeding class, class 6 above. (Not eligible for Championships)

Class 002 Underweight – Market Beef Heifers less than 900 pounds. **Ribbons only.** (Not eligible for Championships)

Class 003 Market Beef Heifer divided by weight (Lightweight, Mediumweight, Heavyweight)

Grand Champion Market Heifer and Reserve Grand Champion Market Heifer (*Ribbon Only*)

Class 007 Pair of Market Beef Heifers, owned by one exhibitor, shown in individual classes 002-003

105: DAIRY STEER DIVISION

Dairy Steers must be 100% Dairy

Enter the Dairy Feeder Steers online in class 002 and the Dairy Steers by July 1, 2026, which were identified on the Dairy Steer Identification/Ownership Form that was due to the CCE Office by January 3, 2026. Class number will be determined at the 4-H Showcase based on weigh in. Dairy Feeder Steer online entries for class 001 are due July 1, 2026.

If a market dairy steer does not adhere to the proper withdrawal time as of Monday, July 20, 2026, then the market animal will not be allowed to be exhibited in its 4-H market class. If an animal entered in a market animal class receives Grand or Reserve Grand Champion, the animal must be sold during the Steuben County 4-H Market Sale even if it was not previously consigned. If a Grand or Reserve Grand Champion market animal does not go through the sale, the animal will be stripped of the Grand or Reserve Grand Champion Placing and no premiums will be paid.

Exhibits in **Classes 001-002,004,007** judged as **FIRST** will be awarded **30 premium points**. Each exhibit judged as **SECOND** will be awarded **25 premium points**. Each exhibit judged as **THIRD** will receive **20 premium points**. Each exhibit judged as **FOURTH** will be awarded **15 premium points**. Each exhibit judges as **FIFTH** will be awarded 10 points.

Class 001 Dairy Feeder Steer born January 1 – June 1 of current year (Not eligible for Championships)

Class 002 Dairy Feeder Steer born Sept. 1 - December 31 of previous year (Not eligible for Championships)

Class 003 Underweight – steers less than 1100 pounds. **Ribbons only**. (Not eligible for Championships)

Class 004 Dairy Steer Classes divided by weight (Lightweight, Mediumweight, Heavyweight)

Grand Champion Dairy Steer and Reserve Grand Champion Dairy Steer (*Ribbon Only*)

Class 007 Pair of Dairy Steers, owned by one exhibitor, shown in individual classes

106: BEEF BREEDING AND MARKET SHOWMANSHIP

All 4-H members exhibiting an animal **MUST** enter a fitting and showmanship class. Showmanship exceptions may be granted by the 4-H staff for extenuating circumstances and for the safety of exhibitors. If you are not excused from showmanship all premium points for that species will be forfeited. Contestants must show their own animal except for non-owner showmanship and may be required by the judge to show an animal other than their own.

Exhibitors of dairy steers will compete in 4-H Beef Fitting and Showmanship Classes.

Beef Breed Show Showmanship – Friday

Premium Points: 1st – 25, 2nd – 20, 3rd – 15, and 4th – 10

Note: a 4-H member can only show in either Beef Breeding Class Showmanship OR Market Beef Showmanship

Class 001 **Cloverbud Beef Showmanship** – Cloverbud Beef calves can be either registered or crossbred and must be junior heifer calves or feeder steers born on or after January 1 – June 1 of current year. Calves cannot be part of a cow/calf pair and cannot be bull calves. Cloverbuds must have an experienced adult in direct control of the animal.
(No Premium Points)

Class 002 **Novice Beef Showmanship**- First year showing, 13 years and younger. (Novice 14 and over can show in Junior or Senior Showmanship)

Class 003 **Junior Beef Showmanship**- Members under 14 years of age

Class 004 **Senior Beef Showmanship**- Members age 14 and over

Class 005 **Non-Owner Beef Showmanship**- Open to 4-H members who **DO NOT** enter any other showmanship class for that species. Must show an animal other than their own. Class winner is not eligible for Master Showmanship. Members must pre-enter Non-Owner Showmanship by July 1, 2026. Previous winners are not eligible to compete for 3 years. (Ribbon Only)

Market Beef Showmanship – Saturday
Premium Points: 1st-25, 2nd-20, 3rd-15, and 4th-10

Note: A 4-H member can only show in either Beef Breeding Class Showmanship or Market Beef Showmanship

- Class 007 **Novice Market Beef Showmanship**- First year showing, 13 years and younger. (Novice 14 and over can show in Junior or Senior Showmanship)
- Class 008 **Junior Market Beef Showmanship**- Members under 14 years of age
- Class 009 **Senior Market Beef Showmanship**- Members age 14 and over
- Class 010 **Non-Owner Market Beef Showmanship**- Open to 4-H members who DO NOT enter any other showmanship class for that species. Must show an animal other than their own. Class winner is not eligible for Master Showmanship. Members must pre-enter Non-Owner Showmanship by July 1, 2026. Previous winners are not eligible to compete for 3 years. (Ribbon Only)

101: 4-H Dairy Show
Judged Friday
4-H Heifer Conformation Classes

All dairy cattle must be personally owned by the exhibitor no later than June 15 of the current year. *Dual ownership or syndicates are not allowed.* Grade Dairy Cattle & Leasing entries are due June 20, 2026, Registered Dairy Cattle entries are due July 1, 2026. A copy of the registration paper must be included with entry. If an animal is considered to be unsafe it can be sent home.

Dairy Cattle will be judged and awarded by their breed class with no designation as to grade or registered. Grade Dairy Cattle will be shown by breed in classes 001-019, **EXCEPT** classes **008a, 009, 009a, 018a, 022, 025, 026, 028 & 030** which are not available to grade animals. Show order to be determined and posted by the cattle superintendent.

For Dairy Classes 008a, 018a, and 028 eligible entries are those animals for which the 4-H exhibitor owned the dam when bred to produce the exhibited animal. Grade cattle are not eligible for 08a, 018a, and 028. 4-H exhibitor must also own the exhibited animal by June 15 of the current year. **Pre-entry is not required for classes 008, 018, 019, 028 and 030.**

Dairy Cattle will be shown by breed in their various classes.

Any Other Dairy Cattle Breed not listed below

Ayrshire	Brown Swiss	Dairy Lineback	Dutch Belted
Guernsey	Holstein	Jersey	Milking Shorthorn

For Classes 008a, 009, 018a, and 022,025,026 Registration Papers must be brought to the ring at time of showing. All animals in these classes must be owned by and registered to the exhibitor.

Exhibits in **Classes 001-007,009** judged as **FIRST** will be awarded **30 premium points**. Each exhibit judged as **SECOND** will be awarded **25 premium points**. Each exhibit judged as **THIRD** will receive **20 premium points**. Each exhibit judged as **FOURTH** will receive **15 premium points**. Each exhibit judged as **FIFTH** will receive **10 premium points**.

- Class 001 Spring Heifer Calf, Born on or after March 1, of current year through June 15, of current year
- Class 002 Winter Heifer Calf, born December 1, of previous year – February 29, of current year
- Class 003 Fall Heifer Calf, born September 1, of previous year – November 30, of previous year
- Class 004 Summer Yearling Heifer, born June 1, of previous year – August 31, of previous year, (not in milk)
- Class 005 Spring Yearling Heifer, born March 1, of previous year – May 31, of previous year (not in milk)
- Class 006 Winter Yearling Heifer, born December 1, 2024 – February 28, of previous year, (not in milk)
- Class 007 Fall Yearling Heifer, born September 1, 2024 – November 30, 2024 (not in milk)

Yearling Dairy Cattle in milk must show in Class 11

Class 008 Junior Champion, under 2 years old (*Ribbon Only*)

Reserve Junior Champion, under 2 years old (*Ribbon Only*)

Class 008a Best Bred and Owned Junior Female **Grade cattle are not eligible** *Ribbon Only*

If the Jr. Champion animal is bred and owned than it is automatically awarded Best Bred and Owned Jr. Female. If the Jr. Champion animal is not bred and owned but the Reserve Jr. Champion animal is Bred and Owned, then the Best Bred and Owned Jr. Female will be awarded to the Reserve Jr. Champion. If the Jr. Champion or the Reserve Jr. Champion are not Bred and Owned the eligible blue-ribbon animals will be brought into the ring for selection of Best Bred and Owned Jr. Female.

Class 009 Junior Herd – to consist of any 3 animals from classes 1-7 **Grade cattle are not eligible for Class 009**

Class 009a Junior Supreme Dairy Heifer (Selected from the Junior Champions of each breed)

For classes 013 – 019 Judge will select per class, a Best and Reserve Best Uddered Cow (Award – Ribbon)

Exhibits in **Classes 10-17** judged as **FIRST** will be awarded **30 premium points**. Each exhibit judged as **SECOND** will be awarded **25 premium points**. Each exhibit judged as **THIRD** will receive **20 premium points**. Each exhibit judged as **FOURTH** will receive **15 premium points**. Each exhibit judged as **FIFTH** will receive **10 premium points**.

Class 010 Dry Cow. Animals shown in this class may not be shown in any other class, except groups.

Class 011 Cow, Junior 2 Year Old, born March 1, 2024 – August 31, 2023

Class 012 Cow, Senior 2 Year Old, born September 1, 2023 – February 28, 2024

Class 013 Cow, Junior 3 Year Old, born March 1, 2023 – August 31, 2023

Class 014 Cow, Senior 3 Year Old, born September 1, 2022– February 28, 2023

Class 015 Cow, 4 Years and Under 5 Years, born September 1, 2021 – August 31, 2022

Class 016 Cow – 5 Years Old, born September 1, 2020 – August 31, 2021

Class 017 Cow – Aged cow, born prior to September 1, 2020

Class 018 Senior Champion, 2 Years and Over

Reserve Senior Champion, 2 Years and Over

Class 018a Best Bred and Owned Senior Female **Grade cattle are not eligible** *Ribbon Only*

If the Sr. Champion animal is bred and owned than it is automatically awarded Best Bred and Owned Sr. Female. If the Sr. Champion animal is not bred and owned but the Reserve Sr. Champion animal is Bred and Owned, then the Best Bred and Owned Sr. Female will be awarded to the Reserve Sr. Champion. If the Sr. Champion or the Reserve Sr. Champion are not Bred and Owned the eligible blue-ribbon animals will be brought into the ring for selection of Best Bred and Owned Sr. Female.

Class 019 Grand Champion

Reserve Grand Champion

Exhibits in **Classes 022, 025, 026** judged as **FIRST** will be awarded **30 premium points**. Each exhibit judged as **SECOND** will be awarded **25 premium points**. Each exhibit judged as **THIRD** will receive **20 premium points**. Each exhibit judged as **FOURTH** will receive **15 premium points**. Each exhibit judged as **FIFTH** will receive **10 premium points**. **Grade cattle are not eligible for Classes 022,025,026,028,030.**

Class 022 Best 3 Females – any age, all bred and owned by exhibitor

Class 025 Produce of Dam – 2 animals any age, the produce of one cow

Class 026 Dam and Daughter

Class 028 Overall Best Bred and Owned 4-H Colored Breed Animal (No Pre-entry) – Colored breed class winners in 008a and 018a will be eligible for this class. Previous animals who have won this award are ineligible for this class.

Supreme Dairy Cow Champion (Selected from the Senior Champions of each breed)

102: DAIRY SHOWMANSHIP ALL BREEDS – Judged Friday

Premium Points: 1st – 21, 2nd – 15, 3rd – 10, and 4th – 6

All 4-H members exhibiting an animal **MUST** enter a fitting and showmanship class. Showmanship exceptions may be granted by the 4-H staff for extenuating circumstances and for the safety of exhibitors. If you are not excused from showmanship all premium points for that species will be forfeited. Contestants must show their own animal except for non-owner showmanship and may be required by the judge to show an animal other than their own.

(CLASSES MAY BE COMBINED OR DIVIDED AS ENTRIES WARRANT)

- Class 001 **Cloverbud Dairy Showmanship** – Cloverbuds are only permitted to exhibit a junior heifer calf born March 1– June 15 of the current year. Cloverbuds must have an experienced adult in direct control of the animal. (No Premium Points)
- Class 002 **Novice Dairy Cattle Showmanship**- First year showing, 13 years and younger. (Novice 14 and over can show in Junior or Senior Showmanship)
- Class 003 **Junior Dairy Cattle Showmanship**- Members under 14 years of age
- Class 004 **Senior Dairy Cattle Showmanship**- Members age 14 and over
- Class 006 **Non-Owner Dairy Cattle Showmanship** - Open to 4-H members who DO NOT enter any other showmanship class for that species. Must show an animal other than their own. Class winner is not eligible for Master Showmanship. Members are recommended to pre-enter Non-Owner Showmanship by July 1, 2026. Previous winners are not eligible to compete for 3 years. (Ribbon Only)

4-H DAIRY GOAT SHOW

**Dairy Goats with horns will not be permitted to show. NO EXCEPTIONS.
Judged Friday**

Note: All dairy goats must be personally owned by the exhibitor no later than June 15 of the current year. *Dual ownership or syndicates are not allowed. ALL AGES COMPUTED AS OF DATE OF SHOW*

Online entries and a copy of the registration papers in the exhibitor's name needs to be submitted through the Fair Entry system by July 1, 2026. To be eligible to show in the Purebred classes the dairy goats must be registered with the American Dairy Goat Association (ADGA), American Goat Society (AGS), or the Canadian Goat Society (CGS).

Division 101: Dairy Goat Purebred

Purebred Dairy Goats will be shown by breed in their various classes.

Purebred Alpine	Purebred Lamancha	Purebred Nigerian Dwarf
Purebred Nubian	Purebred Oberhasli	Purebred Saanen
Purebred Toggenburg	Purebred Sable	

Premium points **1st – 20, 2nd - 15, 3rd - 11, 4th - 8, 5th – 6** for exhibits in **Classes 001-004, 006-009, and 012& 013.**

- | | |
|--|--|
| Class 001 Purebred Doe Kid, under 5 mos. (born by June 15 of current year) | Class 009 Purebred Doe, 5 Years and Over (in milk or dry) |
| Class 002 Purebred Doe Kid, 5 mos. and under 9 mos. | Class 010 Purebred Senior and Reserve Senior Champion Doe |
| Class 003 Purebred Doe Kid, 9 mos. and under 16 mos. | Class 011 Purebred Grand and Reserve Grand Champion Doe |
| Class 004 Purebred Doe Kid 16 mos. and under 24 mos. | Class 012 Dam and Daughter (Animal must have shown in individual classes and 4-H Member must own both animals) Note: if one animal is a Recorded Grade and one animal is Purebred then they must show in Division 102 Recorded Grade |
| Class 005 Purebred Junior and Reserve Junior Champion Doe | |
| Class 006 Purebred Doe, 1 Year and Under 2 in milk | |
| Class 007 Purebred Doe, 2 Years and Under 3 (in milk or dry) | |
| Class 008 Purebred Doe, 3 Years and Under 5 (in milk or dry) | |

Class 013 Best Dairy Goat Herd Exhibit - To consist of 4 animals of the same breed with at least 2 of the animals from classes 006-009 (animals must have been shown in individual classes and 4-H member must own all 4 animals). Note: all 4 animals must have been entered in the same breed

102: DAIRY GOAT RECORDED GRADES

Premium points 1st – 20, 2nd - 15, 3rd - 11, 4th - 8, 5th – 6

Recorded Grade Goats will compete together based on age regardless of breed except where a breed has ten or more entered and available to show. **Online entries and a copy of the registration papers in the exhibitor's name needs to be submitted through the Fair Entry system by July 1, 2026.** Non-recorded grades are not eligible for this section. Dairy goats registered with the National Miniature Goat Society would show as recorded grades.

Class 01	Doe Kid, under 5 months (born by June 15 of current year)	Senior and Reserve Sr. Champion Doe Grand and Reserve Grand Champion Doe	
Class 02	Doe Kid, 5 months and under 9 months	Class 09	Dam and Daughter (Animal must have shown in individual classes and 4-H and member must own both animals)
Class 03	Doe Kid, 9 months and under 16 months		
Class 04	Doe Kid, 16 months and under 24 months Junior and Reserve Junior Champion doe	Class 10	Best Dairy Goat Herd Exhibit - To consist of 4 animals of the same breed with at least 2 of the animals from classes 05-08 (animals must have been shown in individual classes and 4-H member must own all 4 animals).
Class 05	Doe, 1 Year and under 2 in milk		
Class 06	Doe, 2 Years and under 3 (in milk or dry)		
Class 07	Doe, 3 Years and under 5 (in milk or dry)		
Class 08	Doe, 5 Years and over (in milk or dry)		

SUPREME CHAMPION AND RESERVE SUPREME CHAMPION DAIRY GOAT

Supreme and Reserve Supreme Champion to be selected from the Grand Champion and Reserve Grand Champions of the Purebred breeds and recorded grade

103: DAIRY GOAT SHOWMANSHIP - Judged Friday

Premium Points: 1st – 25, 2nd – 20, 3rd – 15, and 4th – 10

All 4-H members exhibiting an animal MUST enter a fitting and showmanship class. Showmanship exceptions may be granted by the 4-H staff for extenuating circumstances and for the safety of exhibitors. If you are not excused from showmanship all premium points for that species will be forfeited. Contestants must show their own animal except for non-owner showmanship and may be required by the judge to show an animal other than their own.

A 4-H member cannot show a wether in showmanship unless the wether is the 4-H member's only dairy goat that is being shown

- Class 001 **Cloverbud Dairy Goat Showmanship** – registered or recorded grade Does born January 1 – June 15 of current year. Dairy goats must be collared or haltered. Cloverbud members must be accompanied in the ring by an experienced adult within a safe distance to maintain control of the animal if necessary. (No Premium Points)
- Class 002 **Novice Dairy Goat Showmanship** - First year showing at the 4-H Showcase, 13 years and younger. (Novice 14 and over can show in Junior or Senior Showmanship)
- Class 003 **Junior Dairy Goat Showmanship** - Members under 14 years of age
- Class 004 **Senior Dairy Goat Showmanship** - Members age 14 and over
- Class 005 **Non-Owner Dairy Goat Showmanship** - Open to 4-H members who **DO NOT** enter any other showmanship class for that species. Must show animals other than their own. Class winner is not eligible for Master Showmanship. Members are recommended to pre-enter Non-Owner Showmanship by July 1, 2026. Previous winners are not eligible to compete for 3 years. (Ribbon Only)

4-H MARKET MEAT GOAT SHOW

Judged on Saturday

(Meat Goats with horns are allowed, but aggressive horned goats may be required to be artificially tipped or required to leave the Showcase.)

101: MARKET GOATS

Premium points 1st - 20; 2nd - 15; 3rd - 11; 4th - 8; 5th - 6

When completing online entries by July 1, 2026, complete class number 002 along with a photo of your animal. A total of 4 market goats can be entered. Classes will be determined at the 4-H Showcase based on weigh in but only 2 market goats are allowed per class per exhibitor.

If a market animal does not adhere to the proper withdrawal time as of Monday, July 20, 2026 then the market animal will not be allowed to be exhibited in its 4-H market class. If an animal entered in a market animal class receives Grand or Reserve Grand Champion, the animal must be sold during the Steuben County 4-H Market Animal Sale even if it was not previously consigned. If a Grand or Reserve Grand Champion market animal does not go through the sale, the animal will be stripped of the Grand or Reserve Grand Champion Placing and no premiums will be paid.

Market goats must be meat goat or meat goat crosses, doe, or wether 12 months of age or under. Market goats can be purebred or grade. Goats shown in market classes CANNOT be shown in breeding classes.

Class 001 Underweight Market Goats – (goats weighing less than 60 lbs.) (No premiums).

Class 002 Market Goat Classes divided by weight (Lightweight, Mediumweight and Heavyweight)

Grand and Reserve Grand Champion Market Goat

102: MEAT GOAT BREED SHOW

Judged on Friday

Online entries Due July 1, 2026

REGISTERED MEAT GOATS, copy of registration papers, in exhibitor's name, needs to be submitted online as well.

ALL AGES COMPUTED AS OF DATE OF SHOW

Exhibits in Classes 006-008, 019-021, 024-027, 042 Premium points 1st - 20; 2nd - 15; 3rd - 11; 4th - 8; 5th - 6.

REGISTERED BUCKS

Class 006 Registered Buck kids – 3 months to under 6 months born January 25, of current year – April 24, of current year

Class 007 Registered Buck kids – 6 months to under 9 months born October 23, of pervious year – January 24, of current year

Class 008 Registered Buck kids – 9 months to 12 months born July 23, of previous year – October 22, of previous year
Registered Champion and Reserve Champion Buck Kid

REGISTERED DOES

Class 019 Registered Doe Kids 3 months to under 6 months, born January 25, of current year – April 24, of current year

Class 020 Registered Doe Kids 6 months and under 9 months, born October 23, of previous year – January 24, of current year

Class 021 Registered Doe Kids 9 mos. and under 12 mos. born July 25, of previous year – October 22, of previous year
Registered Junior Champion Doe (chosen from winners of classes 019-021)

Registered Reserve Junior Champion Doe (chosen from 1st and 2nd place entries in classes 019-021)

Class 024 Registered Does 1 year old and under 2, never kidded

Class 025 Registered Does 1 year old and under 2, kidded

Class 026 Registered Does 2 years old and under 4, kidded

Class 027 Registered Does 4 years old and older, kidded

Registered Senior Champion Doe (chosen from winners of classes 024-027)

Registered Reserve Senior Champion Doe (chosen from 1st and 2nd place entries in class 024-027)

**Registered Grand Champion Doe (chosen from winners of Senior and Junior Champion Does)
Registered Reserve Grand Champion Doe**

Class 042 Registered Doe and Offspring (the offspring can be a Buck from Classes 006-008 or a Doe from Classes 019-021, 024-027. Animal must have been shown in individual classes to be eligible for Class 042.)

COMMERCIAL MEAT GOATS include any meat goat with any Percentage of meat goat breeding, not registered. Registration papers not required. **PICTURES OF COMMERCIAL MEAT GOATS MUST BE SUBMITTED ONLINE by JUNE 20, 2026.**

Exhibits in **Classes 06a-08a, 031-033, 036-039, 043** Premium points **1st - 20; 2nd - 15; 3rd - 11; 4th - 8; 5th - 6.**

COMMERCIAL BUCKS

Class 06a Commercial Buck kids – 3 months to under 6 months born January 25, of current year – April 24, of current year

Class 07a Commercial Buck kids – 6 months to under 9 months born October 23, of previous year – January 24 of current year

Class 08a Commercial Buck kids – 9 months to 12 months born July 23, of previous year – October 22, of previous year
Commercial Champion and Reserve Champion Buck Kid

COMMERCIAL DOES

Class 031 Commercial Doe Kids 3 months to under 6 months, born January 25, of current year – April 24, of current year

Class 032 Commercial Doe Kids 6 months and under 9 months, born October 23, of previous year – January 24, of previous year

Class 033 Commercial Doe Kids 9 mos. and under 12 mos. born July 25, of current year – October 22, of previous year
Commercial Junior Champion Doe (chosen from winners of classes 030-033)

Commercial Reserve Junior Champion Doe (chosen from 1st and 2nd place entries in classes 031-033)

Class 036 Commercial Does 1 year old and under 2, never kidded

Class 037 Commercial Does 1 year old and under 2, kidded

Class 038 Commercial Does 2 years old and under 4, kidded

Class 039 Commercial Does 4 years old and older, kidded

Commercial Senior Champion Doe (chosen from winners of classes 036-039)

Commercial Reserve Senior Champion Doe (chosen from 1st and 2nd place entries in class 036-039)

Commercial Grand Champion Doe (chosen from winners of Senior and Junior Champion Does)

Commercial Reserve Grand Champion Doe

Class 043 Doe and Offspring (the offspring can be a Buck from Classes 06a-08a or a Doe from Classes 031-033, 36-39. Animal must have been shown in individual classes to be eligible for Class 043.)

Supreme and Reserve Supreme Champion Meat Goat. (pre-entry not required)
Chosen from Registered and Commercial Grand and Reserve Grand Champions

103: MEAT GOAT SHOWMANSHIP

Premium Points: 1st – 25, 2nd – 20, 3rd – 15, and 4th – 10

All 4-H members exhibiting an animal **MUST** enter a fitting and showmanship class. Showmanship exceptions may be granted by the 4-H staff for extenuating circumstances and for the safety of exhibitors. If you are not excused from showmanship all premium points for that species will be forfeited. Contestants must show their own animal except for non-owner showmanship and may be required by the judge to show an animal other than their own.

Meat Goat Breed Show Showmanship- Friday
Premium Points: 1st-25, 2nd -20, 3rd-15, and 4th-10

Note: A 4-H member can only show in either Meat Goat Breed Class Showmanship OR Meat Goat Market Showmanship

- Class 001 **Cloverbud Meat Goat Showmanship** – Meat goats can be either registered or crossbred and must be Does or wethers born January 1 – June 1 of current year. Meat goats must be collared or haltered. Cloverbud members must be accompanied in the ring by an experienced adult within a safe distance to maintain control of the animal if necessary. (No Premium Points)
- Class 002 **Novice Meat Goat Showmanship** - First year showing at, 13 years and younger.
(Novice 14 and over can show in Junior or Senior Showmanship)
- Class 003 **Junior Meat Goat Showmanship**- Members under 14 years of age
- Class 004 **Senior Meat Goat Showmanship** – Members age 14 and over
- Class 005 **Non-Owner Meat Goat Showmanship** - Open to 4-H members who DO NOT enter any other showmanship class for that species. Must show animals other than their own. Class winner is not eligible for Master Showmanship. Members are recommended to pre-enter Non-Owner Showmanship by July 1, 2026. Previous winners are not eligible to compete for 3 years. (Ribbon Only)

Market Meat Goat Showmanship- Saturday
Premium Points: 1st- 25, 2nd-20, 3rd-15 and 4th -10

- Class 006 **Novice Market Meat Goat Showmanship** - First year showing at, 13 years and younger.
(Novice 14 and over can show in Junior or Senior Showmanship)
- Class 007 **Junior Market Meat Goat Showmanship** - Members under 14 years of age
- Class 008 **Senior Market Meat Goat Showmanship** – Members age 14 and over
- Class 009 **Non-Owner Market Meat Goat Showmanship** - Open to 4-H members who DO NOT enter any other showmanship class for that species. Must show animals other than their own. Class winner is not eligible for Master Showmanship. Members are recommended to pre-enter Non-Owner Showmanship by July 1, 2026. Previous winners are not eligible to compete for 3 years. (Ribbon Only)

4-H WORKING GOAT- Thursday
Driving/Pack/Obstacle Goat Classes
Online entries Due July 1, 2026

Premium points 1st - 20; 2nd - 15; 3rd - 11; 4th - 8; 5th - 6.

Only 2 goats are allowed to be entered per class. Dairy and Meat goats are eligible. Does and wethers of any breed and age are eligible to participate. ***Please submit a photo of the goats you'll be showing with the online entry on June 20, 2026.*** Meat goat bucks under 12 months are eligible. **If this is the only goat you are bringing you will be required to use it for dairy goat or meat goat showmanship depending on its respective breed.** Goats can be trained using treats but cannot be shown in the ring with treats.

For more information on driving goats contact the CCE Office.

Class 001 Ground Driving Goat Class

Class 002 Cart Driving Goat Class

Class 003 Pack Goat Class

Class 004 Beginner Obstacle Goat Class – This must be the 1st year the goat has participated in the obstacle class

Class 005 Advanced Goat Obstacle – For a goat that has participated previously in the obstacle class

101: SHEEP BREED SHOW-Friday
Online entries Due July 1, 2026

Rules and Regulations

All animals must have been cared for by the exhibitor since June 1 of the current year.

Animals may be shown in one class only unless used to make up a pen or flock. ***Note: A COPY OF REGISTRATION PAPERS IN THE EXHIBITOR'S NAME MUST BE SUBMITTED WITH YOUR ONLINE ENTRY FOR ALL REGISTERED ANIMALS. PICTURES OF GRADE/COMMERCIAL/NON-REGISTERED EWES MUST BE SUBMITTED THROUGH THE FAIR ENTRY SYSTEM BY JULY 1, 2026.***

Each animal must carry permanent USDA Approved Individual Scrapie Program Identification.

Ewe Lambs shown in 103: Market Lamb Classes cannot be shown in 101: Sheep Breed Show.

Exhibits in Classes 001-002,005,007,007a,011-012 Premium points 1st - 20; 2nd - 15; 3rd - 11; 4th - 8; 5th - 6.

Sheep entered in Purebred/Registered Breed Classes will be shown by breed in their various classes.

Purebred/Registered Breeds:

Black Welsh Mountain	Corriedale	Cotswold	Dorset
Hampshire	Icelandic	Jacob	Merino
Natural Colored	Romney	Shropshire	Suffolk
Tunis	Any Other Purebred/Registered Breed (Competing against same Breed)		

Grade/Commercial/Non-Registered – Same Ewe Classes as Purebred/Registered.

Class 001 Ram Lamb, born September 1, of previous year - June 1, of current year

Class 002 Ram, 1 year old and under 2

Champion and Reserve Champion Ram

Class 005 Ewe Lamb, born Sept. 1, of previous year – June 1, of current year

Class 007 Ewe, 1 year old and under 2 years old

Class 007a Mature Ewe, 2 years and older

Champion and Reserve Champion Ewe

Class 011 Produce of Dam (2 animals either sex for purebred/registered, any age – same Dam) (Must have shown in the above classes) (For grade/commercial entries only Ewes can be entered)

Class 012 Flock – 1 Ram and 2 Ewes, Sheep may come from the same age class or different age classes above (Grades prohibited)

Supreme and Reserve Supreme Champion Sheep. (Pre-entry not required)

Selected from the Grand and Reserve Grand Champions of each breed

102: Sheep and Market Lamb Fitting and Showmanship

All 4-H members exhibiting an animal MUST enter a fitting and showmanship class. Showmanship exceptions may be granted by the 4-H staff for extenuating circumstances and for the safety of exhibitors. If you are not excused from showmanship all premium points for that species will be forfeited. Contestants must show their own animal except for non-owner showmanship and may be required by the judge to show an animal other than their own.

SHEEP – BREED SHOW SHOWMANSHIP - Friday

Premium Points: 1st – 25, 2nd – 20, 3rd – 15, and 4th – 10

(Note: a 4-H member can only show in either Sheep Breed Show Showmanship OR Market Lamb Showmanship)

- Class 001 **Cloverbud Sheep Showmanship** - Lambs can be either registered or commercial ewes were born January 1 – June 1 of current year. Lambs must be on a halter. Cloverbud members must be accompanied in the ring by an experienced adult within a safe distance to maintain control of the animal if necessary. (No Premium Points)
- Class 002 **Novice Sheep Showmanship** - First year showing, 13 years and younger. (Novice 14 and over can show in Junior or Senior Showmanship)
- Class 003 **Junior Sheep Showmanship** - Members under 14 years of age
- Class 004 **Senior Sheep Showmanship** - Members age 14 and over
- Class 005 **Non-Owner Sheep Showmanship**- Open to 4-H members who DO NOT enter any other showmanship class for that species. Must show an animal other than their own. Class winner is not eligible for Master Showmanship. Members are recommended to pre-enter Non-Owner Showmanship by July 1, 2026. Previous winners are not eligible to compete for 3 years. (Ribbon Only)

MARKET LAMB SHOWMANSHIP - Saturday

Premium Points: 1st – 25, 2nd – 20, 3rd – 15, and 4th – 10

(Note: a 4-H member can only show in either Sheep Breed Show Showmanship OR Market Lamb Showmanship)

- Class 006 **Novice Market Lamb Showmanship** First year showing, 13 years and younger. (Novice 14 and over can show in Junior or Senior Showmanship)
- Class 007 **Junior Market Lamb Showmanship** - Members under 14 years of age
- Class 008 **Senior Market Lamb Showmanship**– Members age 14 and over
- Class 009 **Non-Owner Market Lamb Showmanship**- Open to 4-H members who DO NOT enter any other showmanship class for that species. Must show animals other than their own. Class winner is not eligible for Master Showmanship. Members are recommended to pre-enter Non-Owner Showmanship by July 1, 2026. Previous winners are not eligible to compete for 3 years. (Ribbon Only)

103: MARKET LAMBS- Saturday

Market Lamb open to purebred, crossbred or grade, wethers or ewe lambs.

Enter Market Lambs in Class 002 by June 20, 2026, along with a photo of your lamb(s)- classes will be broken by weight at the 4-H Showcase.

If a market lamb does not adhere to the proper withdrawal time as of Monday, July 20, 2026, then the market lamb will not be allowed to be exhibited in its 4-H market class. If an animal entered in a market animal class receives Grand or Reserve Grand Champion, the animal must be sold during the Steuben County 4-H Market Sale even if it was not previously consigned. If a Grand or Reserve Grand Champion market animal does not go through the sale, the animal will be stripped of the Grand or Reserve Grand Champion Placing and no premium will be paid.

Exhibits in **Classes 002 Premium points 1st - 20; 2nd - 15; 3rd - 11; 4th - 8; 5th - 6**

- Class 001 Underweight – under 80 pounds. **Ribbons only** (Not eligible for Championships)
- Class 002 Single Market Lamb classes divided by weight (lightweight, medium weight, heavy weight)
Grand Champion Market Lamb (Ribbon Only)
Reserve Grand Champion Market Lamb (Ribbon Only)

101:4-H SWINE BREED SHOW- Friday

Online Entries Due July 1, 2026 ALONG WITH PICTURES OF CROSSBRED/COMMERCIAL/NON-REGISTERED GILTS.

Exhibits in Classes 001, 005-007, 009 1st – 35, 2nd – 25, 3rd – 15

Class 001 **Crossbred/Commercial/Non-registered Gilt classes divided by weight**

Grand Champion Commercial Gilt

Reserve Grand Champion Commercial Gilt

Purebred/Registered Sections:

Berkshire Duroc Hampshire Hereford Landrace Spots Yorkshire
Any Other Breed (compete against same purebred breed only)

If purebred, a copy of registration papers, in exhibitor's name, must be submitted with your online entry.

Class 005 Purebred Gilt born in January of current year

Class 006 Purebred Gilt born in February of current year

Class 007 Purebred Gilt born March 1 – June 1 of current year

Grand Champion and Reserve Grand Champion Gilt (Ribbon Only)

Class 009 Purebred Get of Sire (3 animals, same sire) Crossbred/Commercial/Non-registered are not eligible.

Supreme and Reserve Supreme Champion Gilt (Selected from breed Champions – Commercial and Purebred Compete Together)

Class 012 Overall Best Bred and Owned Registered Female. All breeds competing together. Dam must have been owned by exhibitor at the time it was bred. Crossbred/Commercial/Non-registered are not eligible. Ribbon Only

102: Swine and Market Hog Fitting and Showmanship

All 4-H members exhibiting an animal MUST enter a fitting and showmanship class. Showmanship exceptions may be granted by the 4-H staff for extenuating circumstances and for the safety of exhibitors. If you are not excused from showmanship all premium points for that species will be forfeited. Contestants must show their own animal except for non-owner showmanship and may be required by the judge to show an animal other than their own.

Swine Show Breed Show Showmanship – Friday

Premium Points: 1st – 25, 2nd – 20, 3rd – 15, and 4th – 10

(Note: a 4-H member can only show in either Swine Show Breed Class Showmanship OR Market Hog Showmanship)

Class 001 **Cloverbud Swine Showmanship** (Cloverbud pigs can be registered or crossbred gilts or barrows and must be born May 1st – July 1st of the current year AND be weaned before exhibiting them at the Showcase. Pigs must be driven by the Cloverbud and must be accompanied in the ring by an experienced adult)
(No Premium Points)

Class 002 **Novice Swine Showmanship** - First year showing at, 13 years and younger. (Novice 14 and over can show in Junior or Senior Showmanship)

Class 003 **Junior Swine Showmanship** - Members under 14 years of age

Class 004 **Senior Swine Showmanship** - Members age 14 and over

Class 005 **Non-Owner Swine Showmanship** - Open to 4-H members who DO NOT enter any other showmanship class for that species. Must show animals other than their own. Class winner is not eligible for Master Showmanship. Members are recommended to pre-enter Non-Owner Showmanship by July 1, 2026. Previous winners are not eligible to compete for 3 years. (Ribbon Only)

Market Hog Showmanship - Saturday

Premium Points: 1st – 25, 2nd – 20, 3rd – 15, and 4th – 10

(Note: a 4-H member can only show in either Swine Show Breed Class Showmanship OR Market Hog Showmanship)

Class 006 **Novice Market Hog Showmanship** - First year showing, 13 years and younger (Novice 14 and over can show in Junior or Senior Showmanship)

Class 007 **Junior Market Hog Showmanship** - Members under 14 years of age

Class 008 **Senior Market Hog Showmanship** - Members age 14 and over

Class 009 **Non-Owner Market Hog Showmanship** Open to 4-H members who DO NOT enter any other showmanship class for that species. Must show an animal other than their own. Class winner is not eligible for Master Showmanship. Members are recommended to pre-enter Non-Owner Showmanship by July 1, 2026. Previous winners are not eligible to compete for 3 years. (Ribbon Only)

103: 4-H MARKET HOG DIVISION-Saturday

Hogs shown in 103: Market Hog Division are not eligible for 101: Swine Breed Show

Enter market hogs in Class 002 by June 20, 2026, along with a photo of you hog(s) – classes will be broken as evenly as possible by weight at the 4-H Showcase.

If a market swine does not adhere to the proper withdrawal time as of Monday, July 20, 2026, then the market swine will not be allowed to be exhibited in its 4-H market class. If an animal entered in a market animal class receives Grand or Reserve Grand Champion, the animal must be sold during the Steuben County 4-H Market Sale even if it was not previously consigned. If a Grand or Reserve Grand Champion market animal does not go through the sale, the animal will be stripped of the Grand or Reserve Grand Champion Placing and no premium will be paid.

Exhibits in Classes 002 Premium points 1st - 20; 2nd - 15; 3rd - 11; 4th - 8; 5th - 6.

Class 001 Underweight – under 200 lbs. **Ribbon only** (Not eligible for Championships)

Class 002 Market Hog Classes divided by weight (200lbs. minimum - 300 lbs. maximum up to 5 classes)
Grand Champion & Reserve Grand Champion Market Hog (Ribbon Only)

Class 008 Overweight – Over 300 lbs., **Ribbons only** (Not eligible for Championships)

Class 010 Best Bred and Owned Registered Market Hog. Dam must have been owned by exhibitor at the time it was bred. (Ribbon Only)

Department: 4-H POULTRY

Judged Thursday, 9:00 a.m.

All 4-H Poultry entries will be housed as prescribed by the Poultry Superintendent and will be subject to any and all health regulations as listed.

*Market Poultry Exhibits must be caged by 5 p.m. on Monday, July 20th. Birds will be judged and released. Transportation for birds traveling for processing will be provided. Exhibitors wishing to compete in Market Poultry Showmanship should be ready at 5:00 p.m. on Monday for the contest. *Refer to Showmanship information on page 29. *

Rules and Regulations

- Entries accepted for Cock, Hen, Cockerel, and Pullet ONLY. No trio entries accepted. **No late entries accepted, and NO substitutions or changes will be allowed.** Unless listed in this premium book, no other entries will be accepted.

- All entries must be on the grounds & caged by 8:45 a.m. on Thursday of Showcase and will be released at 5 p.m. on Thursday.
- The greatest possible care will be taken of all exhibits, but the management will not be responsible for any accident, mistake, loss, or damage that occurs. The specimen being entered is at the sole risk of the owner. Management will do all in its power for the safety and protection of all exhibits.
- Exhibitors should bring water and feed for their birds. Exhibition coops will be furnished. In case of limited number of cages available, birds will be double-cooped.
- The judge will be governed by the latest American Standard of Perfection, and his decision will be final. An unworthy specimen will not be given a prize even though there is no competition.
- Birds showing evidence of sickness will not be allowed in the show. The management reserves the right to reject any entry.

Waterfowl must be banded.

The same bird CANNOT be entered in more than one section!

POULTRY BREED

Premium Points: 1st – 25 points, 2nd – 15 points, 3rd – 10 points

Note: 2 Birds per class per breed, one class per bird (Showmanship exception).

Exhibitors receive a ribbon for Best & Reserve Best of Class (such as American, Asiatic, etc.). Best and Reserve Best Standard Poultry Exhibit (Large Poultry) (Rosette). Best and Reserve Best Bantam Exhibit (Rosette). Best and Reserve Best Waterfowl Exhibit (Rosette)

DIVISION 101: LARGE POULTRY – American Breeds

(Buckeye, Chantecler, Delaware, Dominique, Holland, Java, Jersey Giant, Lamona, New Hampshire, Plymouth Rock, Rhode Island Red, Rhode Island White, Wyandotte)

- Class 01: Cock (will be shown by breed)
- Class 02: Hen (will be shown by breed)
- Class 03: Cockerel (will be shown by breed)
- Class 04: Pullet (will be shown by breed)

DIVISION 102: LARGE POULTRY – Asiatic Breeds

(Brahma, Cochin, Langshan)

- Class 01: Cock (will be shown by breed)
- Class 02: Hen (will be shown by breed)
- Class 03: Cockerel (will be shown by breed)
- Class 04: Pullet (will be shown by breed)

DIVISION 103: LARGE POULTRY – Mediterranean Breeds

(Ancona, Andalusian, Catalana, Leghorn, Minorca, Sicilian Buttercup, Spanish)

- Class 01: Cock (will be shown by breed)
- Class 02: Hen (will be shown by breed)
- Class 03: Cockerel (will be shown by breed)
- Class 04: Pullet (will be shown by breed)

DIVISION 104: LARGE POULTRY – English Breeds

(Australorp, Cornish, Dorking, Orpington, Redcap, Sussex)

- Class 01: Cock (will be shown by breed)
- Class 02: Hen (will be shown by breed)
- Class 03: Cockerel (will be shown by breed)
- Class 04: Pullet (will be shown by breed)

DIVISION 105: LARGE POULTRY – Continental Breeds

(Barnevelder, Campine, Crevecoeur, Faverolles, Hamburg, Houdan, La Fleche, Lakenvelder, Marans, Polish, Welsummer)

- Class 01: Cock (will be shown by breed)
- Class 02: Hen (will be shown by breed)
- Class 03: Cockerel (will be shown by breed)
- Class 04: Pullet (will be shown by breed)

DIVISION 106: LARGE POULTRY – All Other Standard Breeds

(Modern Game, Old English Game, Aseel, Cubalaya, Malay, Phoenix, Shamo, Sumatra, Yokohama, Ameraucana, Araucana, Naked-neck, Sultan)

- Class 01: Cock (will be shown by breed)
- Class 02: Hen (will be shown by breed)
- Class 03: Cockerel (will be shown by breed)
- Class 04: Pullet (will be shown by breed)

DIVISION 107: GUINEA FOWL

- Class 01: Cock (will be shown by breed)
- Class 02: Hen (will be shown by breed)
- Class 03: Cockerel (will be shown by breed)
- Class 04: Pullet (will be shown by breed)

DIVISION 108: TURKEY

- Class 01: Old Tom (will be shown by breed)
- Class 02: Old Hen (will be shown by breed)
- Class 03: Young Tom (will be shown by breed)
- Class 04: Young Hen (will be shown by breed)

DIVISION 201: WATERFOWL – Standard breeds

(Appleyard, Aylesbury, Buff, Campbell, Cayuga, Crested, Magpie, Muscovy, Pekin, Rouen, Runner, Saxony, Swedish, Welsh Harlequin)

- Class 01: Old Drake (will be shown by breed)
- Class 02: Old Duck (will be shown by breed)
- Class 03: Young Drake (will be shown by breed)
- Class 04: Young Duck (will be shown by breed)

DIVISION 202: WATERFOWL – Bantam breeds

(Call, East Indie, Mallard)

- Class 01: Old Drake (will be shown by breed)
- Class 02: Old Duck (will be shown by breed)
- Class 03: Young Drake (will be shown by breed)
- Class 04: Young Duck (will be shown by breed)

DIVISION 203: WATERFOWL – Geese

(African, American Buff, Canada, Chinese, Egyptian, Embden, Pilgrim, Saddleback Pomeranian, Sebastopol, Steinbacher, Toulouse, Tufted Roman)

- Class 01: Old Gander (will be shown by breed)
- Class 02: Old Goose (will be shown by breed)
- Class 03: Young Gander (will be shown by breed)
- Class 04: Young Goose (will be shown by breed)

DIVISION 301: BANTAM POULTRY – Game Breeds

(American, Modern, Old English)

- Class 01: Cock (will be shown by breed)
- Class 02: Hen (will be shown by breed)
- Class 03: Cockerel (will be shown by breed)
- Class 04: Pullet (will be shown by breed)

DIVISION 302: BANTAM POULTRY – Single Comb

Clean Leg Breeds

(Ancona (single comb), Andalusian, Australorp, Campine, Catalana, Delaware, Dorking (single comb), Dutch, Holland, Japanese, Java, Jersey Giant, Lakenvelder, Lamona, Leghorn (single comb), Minorca (single comb), Naked-neck chicken, Nankin (single comb), New Hampshire, Orpington, Phoenix, Plymouth Rock, Rhode Island Red, Serama, Spanish, Sussex, Welsummer)

- Class 01: Cock (will be shown by breed)
- Class 02: Hen (will be shown by breed)
- Class 03: Cockerel (will be shown by breed)
- Class 04: Pullet (will be shown by breed)

DIVISION 303: BANTAM POULTRY – Rose Comb

Clean Leg Breeds

(Ancona (rose comb), Bearded d'Anvers, Dominique, Dorking (rose comb), Hamburg, Leghorn (rose comb), Minorca (rose comb), Nankin (rose comb), Redcap, Rhode Island Red, Rhode Island White, Rosecomb, Sebright, Wyandotte)

- Class 01: Cock (will be shown by breed)
- Class 02: Hen (will be shown by breed)
- Class 03: Cockerel (will be shown by breed)
- Class 04: Pullet (will be shown by breed)

DIVISION 304: BANTAM POULTRY – All Other Comb

Clean Leg Breeds

(Americana, Araucana, Buckeye, Chantecler, Cornish, Crevecoeur, Cubalaya, Houdan, La Fleche, Malay, Polish, Shamo, Sicilian Buttercup, Sumatra, Yokohama)

- Class 01: Cock (will be shown by breed)
- Class 02: Hen (will be shown by breed)
- Class 03: Cockerel (will be shown by breed)
- Class 04: Pullet (will be shown by breed)

DIVISION 305: BANTAM POULTRY – Feather Leg

Breeds

(Belgian Bearded d'Uccle, Booted, Brahma, Cochin, Faverolles, Langshan, Silkie, Sultan)

- Class 01: Cock (will be shown by breed)
- Class 02: Hen (will be shown by breed)
- Class 03: Cockerel (will be shown by breed)
- Class 04: Pullet (will be shown by breed)

DIVISION 401: MEAT PRODUCTION

Poultry for meat production may be either purebred varieties or crossbred stock. These birds will be judged on health, vigor and meat production characteristics. Note: 2 Birds per Class unless specified otherwise.

- Class 01: Fryer 8-13 weeks
- Class 02: Roaster, 14-20 weeks
- Class 03: Fowl, 20+ weeks

DIVISION 501: MARKET POULTRY

Class 01: Market Chicken

Consigned - must have been hatched by May 19th or later and be max 9 weeks of age. **2 pens per exhibitor to be judged and sold as 1 pen of 2 birds x2. ONLY BLUE RIBBON PENS WILL GO THROUGH THE SALE** – sale birds will be taken and processed on Tuesday and put through the sale pre-processed at the expense of the buyer. Exhibitors should plan to send 2 extra birds to processing in case of damage during processing at no cost.

Class 02: Market Turkey

Consigned – must have been hatched by March 31 or later and be max.16 weeks of age. **2 birds per exhibitor. ONLY BLUE RIBBON BIRDS WILL GO THROUGH THE SALE** – sale birds will be taken and processed on Thursday and put through the sale pre-processed at the expensive of the buyer. Exhibitors should plan to send 1 extra bird to process in case of damage during processing at no cost.

DIVISION 601: EGG PRODUCTION

Poultry and Waterfowl for egg production may be either purebred varieties or crossbred stock. These birds will be judged on health, vigor, and egg production characteristics. Note: 2 Birds per class.

- Class 01: Less than 1 year
- Class 02: Over 1 year

DIVISION 701: EGGS

PRE-ENTRY REQUIRED!

Single Dozen Exhibit Classes 1-5

Premium Points: 1st – 25 points, 2nd – 15 points, 3rd – 10 points

All eggs must have been produced on the exhibitor's farm. Eggs will be judged on exterior and interior quality, and the judge has the right to open one or more eggs of each display. Any exhibit containing one or more inedible egg(s) will be disqualified. An evaluation form must be included with the entry describing the breed and age of birds laying the exhibits. All eggs must be uniform in size and shape.

Class 01: White

Class 02: Brown

Class 03: Any Other Color (Chicken)

Class 04: Game (turkey, quail, pheasant, etc.)

Class 05: Waterfowl

DIVISION 801: POULTRY/WATERFOWL SHOWMANSHIP

All 4-H animal exhibitors must enter a fitting and showmanship class. Showmanship exceptions may be granted by the 4-H staff for extenuating circumstances and for the safety of exhibitors. **If a 4-H member is only exhibiting market chickens, he/she must participate in Market Poultry Showmanship (Monday, July 20th, 5:00 p.m.). If an exhibitor has both exhibition birds and market birds, they will select which one (1) Showmanship Contest they would like to compete in. They may participate in the second Showmanship contest but only for experience & feedback, no premium points or awards will be given.** If you are not excused from showmanship all points & premiums for that species will be forfeited. Winners of Master Showmanship are expected to evaluate Cloverbuds the following year. Previous winners of non-owner showmanship are ineligible to compete in non-owner for that species again for 3 years and will compete in their respective showmanship class based on age and experience. **Pre-entry is required in all showmanship classes, even non-owner classes. Members must sign-up for non-owner classes by entry deadline: July 1st, 2026.**

Market Poultry Showmanship

Judged Monday, July 20, 5:00 p.m.

Pre-entry is required by July 1.

Market Poultry Showmanship classes will be judged on how well the exhibitor shows the bird, including:

1. Knowledge of Raising Market Animal
2. Cuts of Meats
3. Poise and confidence of exhibitor
4. Knowledge of bird care and management
5. General poultry knowledge.

Class 01: **Novice Showmanship** – First year showing Market Poultry. Exhibitors 13 years of age and younger. Novice Showman 14 and over can enter Class 2 or 3.

Class 02: **Junior Showmanship** – Exhibitor under 14 years of age. Former winner of this class must enter Class 3.

Class 03: **Senior Showmanship** – Exhibitor 14 years of age and over. Former winner of this class must enter Class 4 if they have not previously won class 4.

Exhibition Poultry Showmanship

Judged Thursday July 23, 9 a.m.

Classes 2- 4, Premium Points: 1st – 25, 2nd – 20, 3rd – 15, 4th – 10

Pre-entry is required. Exhibitors will be able to choose one of their own birds for showmanship and may be required by the judge to show a bird other than their own. All exhibitor ages are as of January 1 of the current year. Breed character is not a factor in the showmanship contest. Ribbons will be awarded on a group (Danish) basis.

Exhibition Showmanship classes will be judged on how well the exhibitor shows the bird, including:

6. Use of correct procedures
7. Control of bird by the exhibitor
8. Poise and confidence of exhibitor
9. Skill in showing birds to the best advantage
10. Knowledge of bird care and management
11. General poultry knowledge

- Class 05: **Cloverbud** – youth 5 – 7 years of age for participation.
- Class 06: **Novice Showmanship** – First year showing at Poultry in 4-H. Exhibitor 13 years of age and younger. Novice Showman 14 and over can enter Class 7 or 8.
- Class 07: **Junior Showmanship** – Exhibitor under 14 years of age.
- Class 08: **Senior Showmanship** – Exhibitor 14 years of age and over.
- Class 09: **Non-Owner**, open to 4-H members who Do Not enter classes 1-4. Must show an animal other than their own. **Pre-entry is required in all showmanship classes and recommended in non-owner classes. Previous winners of non-owner showmanship are ineligible to compete for that species again for 3 years. Deadline for sign-up is July 1, 2026.**

Department 4-H Rabbits

Premium Points: 1st – 25, 2nd – 20, 3rd – 15, 4th – 10

Judged Saturday following Showmanship.

1. Each 4-H exhibitor is limited to entering 2 rabbits per class in Divisions 101-103 & 2 rabbits in Division 105. There is no number per exhibitor. Neutered rabbits may not be exhibited in Divisions 101-103. Neutered rabbits may be exhibited in Divisions 103 & 106 only.
2. The judge may consolidate breeds and/or classes as appropriate where there are less than 6 entries per breed.
3. Each exhibitor must carry his or her own rabbit(s) up to the judging table and present them unless extenuating circumstances preclude the contestant from showing his/her own animal, in which case exceptions may be granted by the 4-H Staff or the Staff's designated representative and then the rabbit must be shown by another 4-H member.
4. Each animal must have a permanent tattoo in left ear; no adhesive tape or pencil mark will be accepted. Animals without permanent earmarks will not be able to show. **TATTOOS MUST BE DONE BEFORE ARRIVING AT SHOWCASE.** This is a precautionary procedure so we will not have rabbits mixed up. **Tattoos must correspond to those on the entry form. No exceptions will be made.**
5. All animals will be checked before the show begins. No animal will be allowed to be shown until it has been inspected. Sick, injured or diseased stock will be returned immediately so the exhibitor may take them home.
6. No animal is allowed on the grounds unless it is being exhibited. Exhibitors may not sell or advertise for sale, or in any other way remove animals from exhibit unless they are consigned to the 4-H Market Animal Sale.
7. All rabbits exhibited in the show must have been owned and cared for, selected and groomed by the exhibitor since June 15 of current year. All rabbits' ages will be computed as of the show day.
8. **Entries without tattoos will NOT be accepted. Only those tattoos entered will be allowed to show.**
9. The same rabbit cannot be entered in more than one division (exception: Showmanship – required!).
10. No substitutions will be allowed.
11. **All 4-H rabbit exhibitors are required to enter a Rabbit Showmanship Class.**
12. All rabbits in Divisions 101 & 102 will be judged by A.R.B.A. standards. Any rabbit disqualified from Divisions 101 & 102 for not meeting minimum A.R.B.A. standards, will be allowed to enter the appropriate class in Division 103.
13. Rabbits that are disqualified in division 105 for being under or overweight may be entered in Division 103 - Pet Class.
14. Rabbit classes will be shown with Divisions 105, followed by Divisions 101, 102 & 103.
15. Ribbons will be awarded for Best of Breed and Reserve Best of Breed. Those rabbits under a working standard are ineligible for Best of Breed and Reserve Best of Breed.

DIVISION 101: COMMERCIAL BREED CLASSES

(Includes American, Giant Angora, Argente Brun, Argente St. Hubert, Beveren, Blanc de Hotot, Californian, Champagne D'Argent, Checkered Giant, American Chinchilla, Giant Chinchilla, Cinnamon, Crème D'Argent, Flemish Giant, English Lop, French Lop, New Zealand, Palomino, Satin, Silver Fox, Velveteen Lop)

Class 01: Senior Buck (will be shown by breed)

Class 02: Senior Doe (will be shown by breed)

Class 03: Intermediate Buck (will be shown by breed)

Class 04: Intermediate Doe (will be shown by breed)

Class 05: Junior Buck (will be shown by breed)

Class 06: Junior Doe (will be shown by breed)

*Any breed or variety under a working standard is ineligible to compete for Best or Reserve Best Commercial Awards – **Rosette**

DIVISION 102: FANCY BREED CLASSES

(Includes American Fuzzy Lop, American Sable, Broken English Angora, English Angora, French Angora, Satin Angora, Belgian hare, Britannia Petite, Standard Chinchilla, Czech Frosty, Dutch, Dwarf Hotot, Dwarf Papillon, English Spot, Florida White, Harlequin, Havana, Holland Lop, Jersey Wooly, Lilac, Lionhead, Mini Lop, Mini Rex, Mini Satin, Netherland Dwarf, Polish, Rex, Rhinelander, Blue Rhinelander, Silver, Siler Marten, Tan, Trianta)*

Class 01: Senior Buck (will be shown by breed)

Class 02: Senior Doe (will be shown by breed)

Class 05: Junior Buck (will be shown by breed)

Class 06: Junior Doe (will be shown by breed)

*Any breed or variety under a working standard is ineligible to compete for Best Fancy or Reserve Best Fancy Awards - **Rosette**

DIVISION 103: PET RABBITS

Judged on health, condition, and cleanliness only. Rabbits entered in this section not eligible to show in Divisions 101 or 102, and are not eligible for Best of Show Award.

- Class 01: Senior Buck (will be shown by breed)
- Class 02: Senior Doe (will be shown by breed)
- Class 05: Junior Buck (will be shown by breed)
- Class 06: Junior Doe (will be shown by breed)

Best Pet and Reserve Best Pet Awards

DIVISION 105: MARKET RABBIT CLASS

Meat Rabbits can be a purebred American Chinchilla, Argente Brun, Bevern, Blanc de Hotot, Californian, Champagne de Argent, Cinnamon, Crème de Argent, Flemish Giant, Florida White, Giant Chinchilla, Harlequin, Palomino, New Zealand, Satin, Silver Fox or a cross of these breeds. Rabbits shown in Divisions 101-103 cannot be shown in Division 105. Rabbits entered in this division are expected to sell through the Market Animal Sale if they are deemed eligible by the judge.

- Class 01: Roaster
5-8 pounds and under 6 months of age. (2 entries per class allowed)

DIVISION 106: RABBIT SHOWMANSHIP

Rabbit - Judged Saturday 9 a.m.

Classes 2- 4, Premium Points: 1st – 25, 2nd – 20, 3rd – 15, 4th – 10

All 4-H animal exhibitors must enter a fitting and showmanship class. Showmanship exceptions may be granted by the 4-H staff for extenuating circumstances and for the safety of exhibitors. We expect winners of the Master Class to evaluate Cloverbuds the following year. **Pre-entry is required in all showmanship classes including non-owner classes. Members must sign-up for non-owner classes at the 4-H Office by July 1, 2026. Previous winners of non-owner showmanship are ineligible to compete for that species again for 3 years.** If you are not excused from showmanship all points & premiums for that species will be forfeited. **Pre-entry is required in all showmanship classes and recommended non-owner classes by entry deadline: July 1st, 2026.**

Each exhibitor except for non-owner will choose one of their own rabbits for showmanship. All exhibitor's ages are as of Jan.1 of the current year. Breed character is not a factor in the showmanship contest. Ribbons will be awarded on a group (Danish) basis.

Showmanship classes will be judged as follows: How well the exhibitor shows the rabbit, including:

1. Use of correct procedures
2. Control of rabbit/cavy by the exhibitor
3. Poise and confidence of exhibitor
4. Skill in showing rabbit/cavy to the best advantage.
5. Knowledge of rabbit/cavy care and management
6. All exhibitors are to wear long sleeves and be neat in appearance while at the tables.

Class 01: **Cloverbud** – youth 5 – 7 years of age for participation.

Class 02: **Novice Showmanship** – First year showing that species in 4-H. Exhibitor 13 years of age and younger.
Novice Showman 14 and over can enter Junior or Senior

Class 03: **Junior Showmanship** – Exhibitor under 14 years of age.

Class 04: **Senior Showmanship** – Exhibitor 14 years of age and over.

Class 05: **Non-Owner Showmanship** - Open to 4-H members not entering above classes. Class winner is not eligible for Master Rabbit Showmanship class. 4-H members are recommended to pre-enter by July 1st and meet requirements posted. Previous winners of non-owner showmanship are ineligible to compete for that species again for 3 years.

Department: 4-H Cavies

Judged Saturday following Showmanship.

Premium Points: 1st – 25 points, 2nd – 15 points, 3rd – 10 points

1. *Each 4-H exhibitor is limited to entering 2 cavies per class.*
2. The judge may consolidate breeds and/or classes as appropriate where there are less than 6 entries per breed.
3. *Each exhibitor must carry his or her own cavy to the judging table and present them unless extenuating circumstances preclude the contestant from showing his/her own animal, in which case exceptions may be granted by the 4-H Staff or the Staff's designated representative and then the cavy must be presented by another 4-H member.*
4. Each cavy is required to have an ear tag for identification.
5. **All animals will be checked before being shown. No animal will be allowed to be shown until it has been inspected.** Sick, injured and/or diseased stock will be returned immediately so the exhibitor may take them home.
6. **No animal is allowed on the grounds unless it is being exhibited. Exhibitors may not sell or advertise for sale, or in any other way remove animals from exhibition.**
7. All cavies exhibited in the show must have been owned and cared for, selected and groomed by the exhibitor since June 15 of current year. **All cavy ages will be computed as of show day.**
8. No substitutions will be allowed.
9. **All 4-H cavy exhibitors are required to enter a cavy showmanship class.**
10. Cavies that are disqualified for not meeting minimum A.R.B.A. standards, will be allowed to switch to the Pets, Crossbreeds, Grade class

DIVISION 101: CAVY BREED CLASSES

(Includes Abyssinian, Abyssinian Satin, American, American Satin, Coronet, Peruvian, Peruvian Satin, Silkie, Silkie Satin, Tan Abyssinian, Teddy, Teddy Satin, Texel, White Crested, Pet)

- | | |
|--|---|
| 01: Senior Boar (will be shown by breed) | 04: Intermediate Sow (will be shown by breed) |
| 02: Senior Sow (will be shown by breed) | 05: Junior Boar (will be shown by breed) |
| 03: Intermediate Boar (will be shown by breed) | 06: Junior Doe (will be shown by breed) |

DIVISION 102: Cavy Showmanship

Cavy – Judged Saturday, July 25th 9:00am

Classes 2- 4, Premium Points: 1st – 25, 2nd – 20, 3rd – 15, 4th – 10

All 4-H animal exhibitors must enter a fitting and showmanship class. Showmanship exceptions may be granted by the 4-H staff for extenuating circumstances and for the safety of exhibitors. We expect winners of the Master Class to evaluate Cloverbuds the following year. If you are not excused from showmanship all points & premiums for that species will be forfeited. Previous winners of non-owner showmanship are ineligible to compete in non-owner for that species again for 3 years, and will compete in their respective showmanship class based on age and experience. **Pre-entry is required in all showmanship classes and is recommended in non-owner classes by entry deadline: July 1st, 2026.**

Each exhibitor except for non-owner will choose one of their own cavy for showmanship. All exhibitors' ages are as of Jan.1 of the current year. Breed character is not a factor in the showmanship contest. Ribbons will be awarded on a group (Danish) basis.

Showmanship classes will be judged as follows: How well the exhibitor shows the cavy, including:

- | | |
|--|--|
| 11. Use of correct procedures | 15. Knowledge of cavy care and management |
| 12. Control of cavy by the exhibitor | 16. All exhibitors are to wear long sleeves and be neat in appearance while at the tables. |
| 13. Poise and confidence of exhibitor | |
| 14. Skill in showing cavy to the best advantage. | |

Class 01: **Cloverbud** – youth 5 – 7 years of age for participation.

Class 02: **Novice Showmanship** – First year showing that species in 4-H. Exhibitor 13 years of age and younger.
Novice Showman 14 and over can enter Junior or Senior

Class 03: **Junior Showmanship** – Exhibitor under 14 years of age. Former winner of this class must enter senior.

Class 04: **Senior Showmanship** – Exhibitor 14 years of age and over. Former winners of this class must enter Master if they have not previously won master.

Class 05: **Non-Owner Showmanship** - Open to 4-H members not entering above classes. Class winner is not eligible for Master Cavy Showmanship class. 4-H member must pre-enter by the 2nd Monday in July and meet requirements posted. Previous winners of non-owner showmanship are ineligible to compete for that species again for 3 years.

4-H HORSE SHOW

Thursday, July 23rd – 10:00 a.m.

Premium Points: 30 – 25 – 20 – 15 – 10, ribbon for sixth
4-H COUNTY HORSE RULES TO PREVAIL!

1. Refer to 4-H Horse Member Packet for rules.
2. Rider must successfully complete a Riding Evaluation to be eligible to show at 4-H Showcase and must exhibit at Showcase to show at State Fair.
3. No entry fee for this department.
4. All entries due by Monday July 1, 2026.
5. **No changes or additions in classes may be made after entry is submitted.**
6. All exhibitors are required to show in one Fitting and Showmanship Class and one Equitation Class with the exception of Cloverbud exhibitors.

Class 1 WALK/TROT SHOWMANSHIP
(Danish)
Class 2 NOVICE SHOWMANSHIP (Danish)
Class 3 PONY SHOWMANSHIP
Class 4 JUNIOR SHOWMANSHIP
Class 5 SENIOR SHOWMANSHIP
Class 6 MINI EQUINE SHOWMANSHIP
Class 7 WALK/TROT WESTERN
EQUITATION (Danish)
Class 8 NOVICE WESTERN EQUITATION
(Danish)
Class 9 PONY WESTERN EQUITATION
Class 10 JUNIOR WESTERN EQUITATION
Class 11 SENIOR WESTERN EQUITATION
Class 12 WALK/TROT WESTERN PLEASURE
(Danish)
Class 13 NOVICE WESTERN PLEASURE
(Danish)
Class 14 PONY WESTERN PLEASURE
Class 15 JUNIOR WESTERN PLEASURE
Class 16 SENIOR WESTERN PLEASURE
Class 17 WALK/TROT WESTERN
HORSEMANSHIP (Danish)
Class 18 NOVICE WESTERN
HORSEMANSHIP
Class 19 PONY WESTERN HORSEMANSHIP
Class 20 JUNIOR WESTERN HORSEMANSHIP
Class 21 SENIOR WESTERN HORSEMANSHIP
Class 22 WALK/TROT RANCH HORSE
PLEASURE (Danish)
Class 23 NOVICE RANCH HORSE PLEASURE
(Danish)
Class 24 PONY RANCH HORSE PLEASURE
Class 25 JUNIOR RANCH HORSE PLEASURE
Class 26 SENIOR RANCH HORSE PLEASURE
Class 27 WALK/TROT RANCH RIDING
(Danish)
Class 28 NOVICE RANCH RIDING (Danish)

Class 29 PONY RANCH RIDING
Class 30 JUNIOR RANCH RIDING
Class 31 SENIOR RANCH RIDING
Class 32 WALK/TROT WESTERN COMMAND
(Danish)
Class 33 NOVICE WESTERN COMMAND
(Danish)
Class 34 PONY WESTERN COMMAND
Class 35 JUNIOR WESTERN COMMAND
Class 36 SENIOR WESTERN COMMAND
Class 37 CLOVERBUD – LEADLINE
Class 38 CLOVERBUD – WALK/TROT
Class 39 CLOVERBUD – GROUND POLES
Class 40 CLOVERBUD – TRAIL
Class 41 WALK/TROT ENGLISH
EQUITATION (Danish)
Class 42 NOVICE ENGLISH EQUITATION
(Danish)
Class 43 PONY ENGLISH EQUITATION
Class 44 JUNIOR ENGLISH EQUITATION
Class 45 SENIOR ENGLISH EQUITATION
Class 46 WALK/TROT ENGLISH PLEASURE
(Danish)
Class 47 NOVICE ENGLISH PLEASURE
(Danish)
Class 48 PONY ENGLISH PLEASURE
Class 49 JUNIOR ENGLISH PLEASURE
Class 50 SENIOR ENGLISH PLEASURE
Class 51 WALK/TROT HUNTER UNDER
SADDLE (Danish)
Class 52 NOVICE HUNTER UNDER SADDLE
(Danish)
Class 53 PONY HUNTER UNDER SADDLE
Class 54 JUNIOR HUNTER UNDER SADDLE
Class 55 SENIOR HUNTER UNDER SADDLE
Class 56 WALK/TROT ENGLISH COMMAND
(Danish)

Class 57 NOVICE ENGLISH COMMAND (Danish)
 Class 58 PONY ENGLISH COMMAND
 Class 59 JUNIOR ENGLISH COMMAND
 Class 60 SENIOR ENGLISH COMMAND
 Class 61 WALK/TROT EQUITATION OVER GROUND POLES (Danish)
 Class 62 NOVICE EQUITATION OVER GROUND POLES (Danish)
 Class 63 NOVICE EQUITATION OVER FENCES – 18” max (Danish)
 Class 64 PONY EQUITATION OVER FENCES – 2’ max
 Class 65 PONY WORKING HUNTER – 2’ max
 Class 66 JUNIOR EQUITATION OVER FENCES 2’6” max
 Class 67 JUNIOR WORKING HUNTER – 2’6” max
 Class 68 SENIOR EQUITATION OVER FENCES 3’ max
 Class 69 SENIOR WORKING HUNTER – 3’ max
 Class 70 WALK/TROT HUNTER HACK – 18” max (Danish)
 Class 71 NOVICE HUNTER HACK – 18” max (Danish)
 Class 72 PONY HUNTER HACK – 2’ max
 Class 73 JUNIOR HUNTER HACK – 2’ max
 Class 74 SENIOR HUNTER HACK – 2’ max
 Class 200 COSTUME, all ages. To be judged on originality, authenticity, and workmanship. Show at walk only. (Costume: theme to depict a specific event, thing, or person. 3” x 5” card to be submitted on show day when registering for the class). Class will be held prior to games.
 Class 75 WALK/TROT KEYHOLE (Danish)
 Class 76 NOVICE KEYHOLE (Danish)
 Class 77 PONY KEYHOLE
 Class 78 JUNIOR KEYHOLE

Class 79 SENIOR KEYHOLE
 Class 80 WALK/TROT STRAIGHTLINE (Danish)
 Class 81 NOVICE STRAIGHTLINE (Danish)
 Class 82 PONY STRAIGHTLINE
 Class 83 JUNIOR STRAIGHTLINE
 Class 84 SENIOR STRAIGHTLINE
 Class 85 WALK/TROT QUADRANGLE (Danish)
 Class 86 NOVICE QUADRANGLE (Danish)
 Class 87 PONY QUADRANGLE
 Class 88 JUNIOR QUADRANGLE
 Class 89 SENIOR QUADRANGLE
 Class 90 WALK/TROT CLOVERLEAF (Danish)
 Class 91 NOVICE CLOVERLEAF (Danish)
 Class 92 PONY CLOVERLEAF
 Class 93 JUNIOR CLOVERLEAF
 Class 94 SENIOR CLOVERLEAF
 Class 95 WALK/TROT POLE BENDING (Danish)
 Class 96 NOVICE POLE BENDING (Danish)
 Class 97 PONY POLE BENDING
 Class 98 JUNIOR POLE BENDING
 Class 99 SENIOR POLE BENDING
 Class 100 WALK/TROT WESTERN TRAIL (Danish)
 Class 101 NOVICE WESTERN TRAIL (Danish)
 Class 102 PONY WESTERN TRAIL
 Class 103 JUNIOR WESTERN TRAIL
 Class 104 SENIOR WESTERN TRAIL
 Class 105 MINIATURE EQUINE TRAIL IN HAND
 Class 105a CLOVERBUD MINI TRAIL IN HAND
 Class 106 MINIATURE EQUINE HUNTER
 Class 106a CLOVERBUD MINI GROUND POLES
 Class 107 MINIATURE EQUINE JUMPER
 Class 108 DRIVING REINSMANSHIP
 Class 109 PLEASURE DRIVING
 Class 110 OBSTACLE DRIVING

4-H YOUTH BUILDING EXHIBITS

DEPARTMENT 1300 - 4-H Project Records

Only present year's records are eligible. Records will be re-evaluated at the end of the 4-H project year for project completion credit.

Two entries per class.

Premium Points: Excellent– 15; Good– 10; Worthy – 5

Division 1300: 4-H Project Records

Class 001: Non-Market Animal, under 14 years of age

Class 002: Non-Market Animal, 14 years of age and over

Class 003: Market Animal (entered in a market division/class), under 14 years of age.

Class 004: Market Animal (entered in a market division/class), 14 years of age and over.

Class 005: Youth Building Project record, under 14 years of age, (includes General Record, gardening, sewing)

Class 006: Youth Building Project record, 14 years and up, age (including General Record, gardening, sewing)

Class 007: Miscellaneous, (Robotics, Shooting Sports, Citizenship, Leadership)

DEPARTMENT 1400– COMMUNICATIONS AND EXPRESSIVE ARTS

Premium Points: Excellent– 15; Good– 10; Worthy – 5

One entry per class

GENERAL INFORMATION

- This section is **intended** to be a showcase for projects that fall under the national curriculum category, Communications and Expressive Arts.
- All work is to be completed by the individual youth exhibitor in the current 4-H program year, not a collaborative effort.
- Creative work should not contain content that would be inappropriate for the general 4-H audience. Any use of unsuitable language or story themes will not be accepted.

Division 1400: WRITING/PRINT

Class 001: Achievement/Record Book – The Book is a collection of items assembled to demonstrate involvement in projects and activities during current 4-H year. Evaluators will be looking for an attractive cover and title page, a table of contents and/or the use of section dividers, and content that reflects involvement in 4-H experiences such as leadership experiences, marketing/public relations, exhibits, projects, community service, presentations, and other activities completed in the current 4-H year. All items such as ribbons, certificates and pictures displayed in the book should be labeled to reflect what experiences they relate to. The book must contain a story that summarizes the accomplishment and skills learned throughout the current year in 4-H. The inclusion of activities that are not 4-H related is acceptable but should be kept to a minimum, keeping the focus on 4-H work.

Class 002: Scrap Book – The Scrap Book reflects the use of creative scrapbooking techniques to tell about events and/or activities. The theme may be 4-H or non 4-H in nature. The Scrap Book must have been completed in the current 4-H year. Exhibits will be evaluated on overall appearance and creativity and the appropriate use of scrapbooking techniques to tell a story. If the scrapbook reflects the activities of the 4-H Club, the work must be completed solely by one 4-H youth member and not be a group/club effort. Club scrapbooks may be entered in the open class category.

Class 003: Press Releases or Editorials – Entries submitted need to demonstrate the 4-H youth member's ability to share information with the various media outlets for the purpose of informing the public about their achievements and accomplishments during the current 4-H year. If the press release was printed in the local newspaper, please include a copy of the published release, indicating date of release and title of publication.

Class 004: 4-H Portfolio – Portfolio should include the completed NYS Portfolio Summary Document found in the Club Management Notebook, appropriate project record sheets, and a 4-H Story documenting member participation and evidence of

growth through involvement in the 4-H program for the current year. The 4-H Story is a significant and important part of the Portfolio. Exhibitors are expected to pay attention to formatting, spelling and grammar usage. Individual project records from previous years, pages of pictures and actual ribbons should not be included in the Portfolio. Exhibit will be judged on ability of exhibitor to clearly record information, the ease at which evaluator is able to understand scope of experiences and involvement and the overall 4-H story.

Creative Writing: Creative writing will be evaluated on content, standard punctuation and grammar, rhyme (if applicable), use of expressions, actions, dialogue and overall “tone” of the written piece. How the piece is presented and neatness and creativity of the presentation will also be considered in the evaluation. **There is a limit of six one sided pages, however if a piece is longer, the exhibitor can enter a synopsis along with the total piece. The synopsis can be no more than the six page limit. Recorded oral presentations of the work can also be submitted with the written work.**

Class 005: Creative Writing – Fiction Writing can be presented in any form of genre such as a story, letter, poem or script for stage or screen.

Class 006: Creative Writing- Non-Fiction – In this form of creative writing the author uses self-exploratory writing that draws on personal experiences. The format could be an autobiography, personal story, letter, poem or script for stage or screen that are based on true-life experiences for the author.

Division: 1401 POSTERS AND 3-DIMENSIONAL DISPLAYS – Educational posters/3-dimensional displays – Exhibit should be self-explanatory through the use of appropriate captions, signs or labels and should be limited to approximately card table size. Exhibit will be evaluated on content, illustration, organization, clarity, visual appeal and readability. **All exhibits must include a written summary to help evaluators understand purpose and/or outcome.**

Class 001: Public Presentation Posters – posters must be accompanied by a descriptive summary so that evaluator clearly understands why/how poster was used.

Class 002: Poster/Exhibit: Individual or Group – a series of posters (at least 14” x 22”)/photos (8” x 10”) or three-dimensional exhibit representing any aspect of 4-H Youth Development projects and/or activities in any project area.

Class 003: Displays demonstrating the theme”4-H Grows Here”, “Building Sustainable Communities” or “4-H Happens Everywhere”. Exhibitor may use any suitable materials or photographs to demonstrate to the public that 4-H can happen everywhere (literally or figuratively). Display should incorporate some text to help spectators understand what 4-H youth development is all about.

Division 1402:

Class 001: 4-H BANNERS

- Size: 2’ x 4’ minimum
- • Designed to hang vertically or horizontally or to be carried horizontally
- • Must be equipped with a dowel on top suitable for hanging or carrying
- • Any assembly technique can be used
- • Must incorporate the 4-H Clover

Division 1403: PERFORMING ARTS – Exhibits should illustrate the exhibitor’s involvement in performing arts. Involvement may be as a performer, technical support staff, review or observer.

Class 001: Prop – any object or material constructed by the exhibitor for use in a production. Examples: backdrop, scenery, puppet, mask, etc. Note: Costumes are evaluated in Textiles and Clothing classes.

Class 002: Script – an original sketch, scene or play written by the exhibitor.

Class 003: Documentation – notebook, posters or 3-dimensional exhibits about involvement in live performances.

Class 004: Other – any performing arts exhibit or project falling outside the categories described above.

Division 1404:

Class 001: OPEN CLASS is an option for exhibits deemed by the County Educator to be worthwhile but fall outside the categories described above. Exhibit requires prior approval of 4-H Educator.

CONSUMER & FAMILY SCIENCES

DEPARTMENT 1500: FOOD AND NUTRITION

Two entries per class unless otherwise stated- must be different recipes

Premium Points: Excellent– 15; Good– 10; Worthy – 5

General Guidelines:

- The exhibitor must have baked all baked entries from scratch. No ready-made refrigerated or frozen dough, pastry crust or box mixes are permitted.
- Our goal is to encourage the mastery of skills. Fewer ingredients generally means a simpler recipe. The more experienced 4-H member is encouraged to exhibit a more difficult recipe. Exhibitors are encouraged not to exhibit in the same class year after year. This is to demonstrate mastering new skills.
- Demonstrate good nutritional choices in your recipe selection. The recipe may not include alcohol as an ingredient. (This does not include vanilla which is a standard ingredient in recipes.)
- A recipe can only be entered in one class in the Food and Nutrition section.
- No exhibits **requiring refrigeration** (cream or custard-based pies, cakes, cream cheese) are allowed for entry.
- Do not bake muffins or cupcakes in paper liners.

Preparing the Entry:

- ✓ An exhibit is: 3 samples of small items (cookies, muffins, cupcakes, rolls, breadsticks, pretzels or similar products); ½ of large item (loaf bread, cake coffee cake or similar products); or whole item if needed to convey appearance of product (pie, animal shaped breads or similar products).
- ✓ Remove all items from baking pans (except pies) and exhibit on paper plates or foil-wrapped cardboard. Exhibit must be placed in a plastic re-sealable bag – no plastic wrap.
- ✓ **Include the recipe with all baked entries.** This can be on a recipe card or printed from the computer. The recipe must include the product name, amount of ingredients, preparation steps, yield, and recipe source. Indicate how the recipe was modified to make it healthier if applicable.
- ✓ **Each exhibit must include the Food and Nutrition Evaluation Sheet**

Standards for Judging Baked Goods:

Shape and Size- regular and uniform.

Crust- Uniform, golden brown and crisp in texture.

Crumb- Well raised; equally light throughout; absence of heavy spots or streaks; slightly moist; tender; fine even grain; elastic when pressed with finger.

Flavor- Sweet and nutty; no suggestion of sourness or taste of soda or baking powder; no foreign taste or odor.

Due to lack of space and food safety concerns, exhibits will be sold after they have been judged. Proceeds to 4-H Activity Fund.

Division 1500: Baked

Class 001: COOKIES. No frosting or added decorations that are not part of the recipe. -6 entries per class

a. Drop cookies; ex. Chocolate chip, applesauce, oatmeal, etc. (no more than 2 entries per subclass)

b. Hand shaped; ex. Peanut butter, snickerdoodles, crinkles, etc. (no more than 2 entries per subclass)

c. Bar cookies; ex. Date bar, pumpkin bar, brownies, layered fruit bars or other batter cookies. (no more than 2 entries per subclass)

d. Rolled cookies: ex. Sugar, molasses (no more than 2 entries per subclass)

Class 002: MUFFINS. Plain, whole wheat, cornbread, bran, apple, or other. No toppings.

Class 003: BISCUITS OR SCONES. Plain, whole grain, flavored, or other shaped (rolled & cut) biscuits or scones. No toppings.

Division 1501: Breads

Class 004: LOAF (Quick) BREAD (not yeast leavened). Banana, blueberry, apple, pumpkin, or other bread baked in a loaf pan. No toppings

Class 005: YEAST ROLLS. Plain, whole grain, flavored, or other yeast rolls of any shape; does not include fancy rolls with fillings or frosting.

Class 006: YEAST BREAD. Plain, whole grain, flavored, or other, baked in a loaf pan.

Class 007: SHAPED BREAD. An exhibit is any small (such as pretzels or breadsticks), or large (such as animal shaped) hand shaped bread. Plain, whole grain, flavored, or other; does not include fancy yeast breads with fillings or frosting.

Division 1502: Cake

Class 008: a. **PLAIN CAKE** (spice, chocolate, butter) baked in a pan approximately 8-9” (round or square)

b. **FOAM-TYPE** (angel food, sponge, chiffon) baked in a tube pan, approximately 9- 10”.

Class 009: CAKE WITH NUTRITIOUS INGREDIENTS-Nutritious cake made with vegetables or fruit, such as carrot, applesauce, sweet potato, etc. Baked in an appropriate size pan approximately 8 – 9” round or square or 9 – 10” tube pan.

Class 010: CAKE DECORATING – Frosted and decorated cake or special occasion disposable form or 3 cup cakes for a birthday, anniversary, graduation, etc. Decorations need to be made with decorator’s frosting using decorator’s tips. Candies, actual flowers and other decorations can only be added to enhance the frosting decorations, not used alone. Include what occasion the cake/cupcakes is to be used for on the evaluation form.

Division 1503: Pies

Class 011: PIES – Fruit pies – 2 crust pastry. Top crust can be latticed or decorative pastry, no crumb toppings. Ex. Apple, blueberry, cherry, etc. Please enter in disposable pie pans 6” or larger. **No exhibits requiring refrigeration (cream or custard-based pies, cream cheese etc.) are allowed.**

Division 1504: Tarts or Turnovers

Class 012: TARTS OR TURNOVERS – 3 items make an exhibit. Ex. Peach tarts, apple turnovers, etc. **No exhibits requiring refrigeration are allowed.**

Division 1505: Healthy Baked Goods

Class 013: HEALTHY BAKED PRODUCT – An exhibit is any baked product that is made with little sugar, fat or salt, altered using a sugar or fat substitute, gluten free or other dietary modifications. The recipe must clearly state ingredients and methods used. An explanation of why you made it healthy, made changes to the recipe or used gluten-free or other specialty ingredients must be included. Cookies, loaf bread, cake, cupcake, coffee cake, muffins, pies or other baked items.

See **RECIPE COLLECTIONS below for more **HEALTHIER CHOICES** options.

Division 1506: Grown in NY

Class 014: GROWN IN NEW YORK- An exhibit is a sample of any baked product that contains a fruit, vegetable, honey or maple syrup grown in NY State. Evaluation form must include: a. recipe, b. explanation of ingredient grown in the state, including where it was grown and purchased and if it was preserved for later use. Also include a statement about the nutritional value of the item produced in New York.

Division 1507: Heritage Cultural Foods

Class 015: HERITAGE/CULTURAL FOODS – An exhibit is a sample of any baked item associated with cultural customs/tradition of family or country populations. Evaluation form must include: (a) recipe and (b) tradition associated with preparing, serving, eating the food. Cookies, muffins, bread, cake, cupcakes, coffee cake, pie or other baked items. May have frosting or topping if recipe calls for it.

Division 1508: Food Technology

Class 016. FOOD TECHNOLOGY EXHIBIT - Exhibit to include a food product prepared using new technology or a non-traditional method (i.e. bread machine, cake baked in convection oven, baked item made in microwave, etc.). Include recipe and why you used this method on the evaluation form.

Division 1509: PRESERVED FOODS – Two entries per class unless otherwise stated- must be different recipes.

Any processed food, including dried, foods and maple syrup will be evaluated based on appearance and process used. **Because of food safety concerns, the entry will not be tasted or opened.**

Criteria for Exhibiting Home Canned Foods

- ✓ **Remember: use only United States Department of Agriculture (USDA) tested and approved recipes.** The USDA has researched, tested and approved recipes for home canning. In order to obtain a safe, quality product use only up-to-date (1994 or later) USDA approved recipes. Approved recipe sources include:
 - National center for Home Food Preservation at <http://www.uga.edu/nchfp/>
 - So Easy to Preserve, University of Georgia

- Your local Cornell Cooperative Extension Office
- Ball®Blue Book
 - ✓ **Canned exhibit consists of one clear-glass Standard Mason jar processed with a self-sealing, two-piece lid.** (metal lid and metal ring). Rings should have been removed after processing and cooling in order to clean and store the canned good. Rings should be put back on for transport but removed by exhibitor before judging.
 - ✓ **Top of jars must be labeled with members name, the product and date processed.** Do not put labels on the sides of the jars (this makes it difficult for judges to view the product).
 - **Attach the Evaluation Form with the Recipe**
 - Recipe Source (Site Ball Blue Book or other USDA source – not family member)

The Evaluation form should also include the following information if not already included in the recipe:

- Contents
 - Type of processing (boiling water bath or pressure canner)
 - Altitude adjustment if required
- Type of pack (hot or raw)
 - Date of processing
 - Processing time
- Headspace - Appropriate head space requirements must be followed. In general – Fruit Juices ¼ inch; Vegetables ½ inch; Jams and Jellies 1/8 – ¼ inch; Pickles ½ inch; Tomatoes ½ inch or according to USDA approved recipes.
 - ✓ Jars must be free of cracks, chips, edtc.
 - ✓ Each exhibit must be vacuum sealed.
 - ✓ The following entries will be disqualified:
 - Foods processed and packages not following current (1994 and later) USDA recommendations.
 - Paraffin sealed jams and jellies
 - Jars with zinc lids
 - Foods in green jars or non-standardized jars
 - Jars with more than 2” headspace
 - Jars with added color, bleach, sulfite, or other preservatives, unless called for in a USDA approved recipe. (For example, baking soda may not be added to green vegetables)
 - Jars or food that were made and processed over one year ago.

Standards for Judging Canned Goods:

Color-As nearly as possible to that of the natural fruit or vegetable.

Clearness-Syrup or liquid clear and free from seeds and sediment.

Pack- Arrangement with reference to symmetry and best use of space. As large a proportion of solids to liquids as possible.

Uniformity of shape and size. Appropriate head space.

Class 017: Canned Fruit -1 jar, up to 2 entries of different varieties

Class 018: Canned Vegetable-other than tomatoes, 1jar, up to 2 entries of different varieties

Class 019: Tomatoes- 1 jar cut or whole

Class 020: Canned Juice- fruit or vegetable. 1 jar, up to 2 entries of different varieties

Class 021: Canned Pickles, Relish- 1 jar, up to 2 entries of different varieties

Class 022: Canned Jam, Jelly, Marmalade- 1 jar, up to 2 different entries

Class 023: Other -1 jar, up to 2 different entries

DRIED/DEHYDRATED FOODS

Criteria for Exhibiting Home Dried/Dehydrated Foods

- ✓ Dried foods must be displayed in either clear one-half pint zip closure bags or glass jars with tight fitting lids.
- ✓ Foods in unapproved containers or more than one year old will be disqualified.
- ✓ Top of jars or containers must be labeled with the product and date processed. Do not put labels on the sides of the jars (this makes it difficult for judges to view the product).
 - ✓ Attach a separate card securely to the exhibit and include:
 - Method of drying (dehydrator, oven)
 - Time and Temperature of drying
 - Pre-treatment method (if used)

Class 024: Dried Vegetables

Class 025: Dried Fruit

Class 026: Leathers

Class 027: Herbs

Class 028: MAPLE SYRUP – An exhibit will consist of homemade maple syrup in a clear glass bottle appropriate for syrup products. Evaluation form must include the process used to make the syrup and the resource(s) of their information.

Division 1510: Healthy Snack

Class 029: HEALTHY SNACK – This may be an actual food exhibit, poster, photos or may include faux food. The idea is to prepare an example of a healthy snack that you might have yourself or may prepare for friends. Actual food exhibits must be able to be presented without the need of refrigeration. Examples of Healthy Snacks: veggie platter or fruit kabob. Evaluation form should include serving size and information about the nutritional value of the snack.

Division 1511: Packed Lunch

Class 030: PACKED LUNCH – Entry is to be presented in a lunch bag or box (always good to think about how this will be displayed at your county booth). Display may include photos or pretend food, if actual items will not hold up. Evaluation form must include the following: a) Dietary needs of individual that lunch is for (Ex. A 3rd grader will require less food than a high school athlete); b) Facilities available for keeping lunch (Ex. will this be used on a trail ride?)

Division 1512: Menu For the Day

Class 031: MENU FOR A DAY – The menu should include complete listing of all meals and snacks that would be eaten over a one-day period. A description of individual or family for whom meals are intended must be included. Typed exhibit with photos is recommended, creativity is encouraged.

Division 1513: Recipe Collection

032: HEALTHY RECIPE COLLECTION – (One Entry) An exhibit is at least 6 recipes (displayed in a box, notebook, or file folder; can include photos or illustrations) that provide needed nutrients while limiting fat and total calories. For each recipe state: (1) relationship of key ingredients to ChooseMyPlate.gov; (2) nutritional benefit; (3) source of recipe; (4) how well it was liked; (5) any changes you would make in the recipe. All recipes must be collected and made during the current enrollment year.

033: HERITAGE RECIPE COLLECTION – (One entry) An exhibit is at least 10 recipes (displayed in box, notebook, or file folder; can include photos or illustrations) that depicts family or local history. For each recipe state: (1) source of recipe; (2) history related to recipe; (3) traditions related to preparing, serving and eating the food. For 4 of the 10 recipes, indicate how well it was liked after making it. The collection should represent one or more generations older than you and can be collected from family, friends or other community sources. All recipes must be collected and at least 4 of the 10 prepared during the current enrollment year.

Division 1514: Pet Treats

Class 034: PET TREATS – An exhibit will consist of 3 samples or 1 cup mix of baked treats for dogs, horses, etc. Will be evaluated on appearance, smell and texture. Please include on Evaluation form the reason for the treat such as for your pet, community service project, fund raiser, etc.

Division 1515: Food and Nutrition Open Class

035: OPEN CLASS –any exhibit deemed by the 4-H educator to be worthwhile but fall outside the categories described above. Exhibit requires prior approval of 4-H Educator. A recipe and written description of the process used for creating the item must be included on the evaluation form.

DEPARTMENT 1500: FOOD AND NUTRITION

Division 1516 – Market Sale Baked Goods

Class 1

Two entries allowed - must be different recipes

Premium Points: Excellent– 15; Good– 10; Worthy – 5

General Guidelines:

- **ENTRIES ARE DUE JULY 1st.**
- **ENTRIES IN THIS DIVISION WILL NOT BE CONSIDERED FOR STATE FAIR SELECTION.**
- **ENTRIES MUST RECEIVE A BLUE RIBBON TO BE SOLD THROUGH THE SALE.**
- The exhibitor must have baked all baked entries from scratch. No ready-made refrigerated or frozen dough, pastry crust or box mixes are permitted. **No-bake items are not permitted.**
- Our goal is to encourage the mastery of skills. Fewer ingredients generally mean a simpler recipe. A more experienced 4-H member is encouraged to enter a more difficult recipe.
- The recipe may not include alcohol as an ingredient. (This does not include vanilla which is a standard ingredient in recipes.)
- No exhibits **requiring refrigeration** (cream or custard-based pies, cakes, cream cheese) are allowed for entry.
- **Entries should be presented as a sample of the product that will be sold through the sale.**

Preparing the Entry for Judging:

- ✓ Bring exhibit (sample) to Showcase during “Youth Building Project Drop-Off”.
- ✓ An exhibit is: 1 sample of small items (cookies, muffins, cupcakes, rolls, breadsticks, pretzels or similar products); 1 serving of a large item (loaf bread, pie, cake, coffee cake or similar products); or whole item if needed to convey appearance of product (animal shaped breads or similar products).
- ✓ Remove all items from baking pans (except pies) and exhibit on paper plates or foil-wrapped cardboard. Exhibit must be placed in a plastic re-sealable bag – no plastic wrap.
- ✓ **Include the recipe with all baked entries.** This can be on a recipe card or printed from the computer. The recipe must include the product name, amount of ingredients, preparation steps, yield and recipe source.
- ✓ **Each exhibit must include the following information: name, age, how many years in 4-H market foods, and indicate new skills mastered.** Use a 3x5 card and securely attach to the recipe card. Place cards in a sandwich size re-sealable bag and place in the bag with food exhibit or staple to the exhibit.

Preparing for Sale:

- ✓ **Sale items should be dropped off from 10a.m. - 12 p.m. on Sale Day in the “Youth Building Tent”. Please have the item(s) labeled with seller’s name, years in Foods Projects, what the item is – including quantity.**
- ✓ Bring product ready to sell – we recommend using disposable packaging - do not use packaging you want back.
- ✓ Example of sale products & quantity: 1 dozen cookies, 1 pie, 1 plate/pan of brownies, 1 loaf of bread, 1 dozen cupcakes, etc.
- ✓ **Include the recipe with all baked items.** This can be on a recipe card or printed from the computer. The recipe must include the product name, amount of ingredients, preparation steps, yield and recipe source.
- ✓ **Youth must be present to handle and sell item(s) during sale.**
- ✓ Sale order will be determined by staff.
- ✓ **Highlight unique features (nut free, gluten free, Grown in NY, etc.)**

Standards for Judging Baked Goods:

Shape and Size- regular and uniform

Crust- Uniform, golden brown and crisp in texture.

Crumb- Well raised; equally light throughout; absence of heavy spots or streaks; slightly moist; tender; fine even grain; elastic when pressed with finger.

Flavor- Sweet and nutty; no suggestion of sourness or taste of soda or baking powder; no foreign taste or odor.

DEPARTMENT 1600 FINE ARTS & FINE CRAFTS

Two entries per class

Premium Points: Excellent– 15; Good– 10; Worthy – 5

General Guidelines:

- ✓ Entries limited to one of a kind items designed by the exhibitor and been made in the current year.
- ✓ Entry is to be entirely made by exhibitor, not a collaborative effort with commercial business. This includes selection of materials and entire construction process, ex. Ceramics should not be pre-made molds, painted exhibits meeting that criteria should be entered in Hobby Craft Division.
- ✓ Exhibits are based on projects that focus on a particular topic area and specific learning goals over a period of time.
- ✓ Hobby Crafts and Crafts made from commercially available kits/patterns should be exhibited in Hobby Crafts and Home Environment – Division 1700
 - ✓ Art Objects must be in good condition, ready for display.
 - ✓ Small ,delicate, fragile items should be displayed securely in a display box.
 - ✓ Objects whose ultimate use is to hang on the wall must have mountings on them and be ready for hanging.
- ✓ Fine arts and crafts entries made using recycled materials will be evaluated on entry's artistic value. Note: items made from recycled materials may be evaluated in Hobby Crafts Division 1700– class 003 or in Environmental Education Division 2300 – Class No. 006 if youth would benefit more from its evaluation being based on the re-use of material. Please include where the recycled materials came from on evaluation form.
 - ✓ Any entry without an evaluation form will be marked down one place.

Division 1600: FINE ARTS

PAINTINGS, DRAWINGS, GRAPHICS/PRINTS – Exhibitors Entry Statement card: Evaluation form must accompany each exhibit with the following information: name and age of exhibitor, source of ideas and how you created your own design from them; skills, techniques or processes learned. Artwork is to be visibly signed, matted and framed. If there is a reason this cannot be done (i.e. piece is being exhibited in another competition after Showcase), please state this clearly on the form. Backgrounds should be filled in lightly on all artwork.

Class 001: DRAWING – Expressive work in pencil, charcoal, felt tip pen, crayon, pastel, brush or ink.

Class 002: PAINTING – Expressive work in oil, watercolor, acrylics or mixed media, i.e., watercolor and ink, acrylic and chalk, acrylic and collage, etc. Can use traditional: stretched canvas, etc. or non-traditional: bark, fungus, rocks, saws, gourds, etc.

Class 003: GRAPHICS/PRINTS – Any printing process that duplicates one or more identical images. **Minimum of 2 images in exhibit.** Include the stamp or photo of the graphic ex. potato or apple.

Class 004: SCULPTURE – Materials may be wood, stone, clay, original cast plaster, paper mâché, metal (sheet or wire), fibers, fabric or fiber glass, or a combination of these. Processes may be carved, modeled, fired, soldered, glued, molded, laminated, nailed or sewn.

Division 1601: FINE CRAFTS

CRAFTSMANSHIP - An exhibit shall consist of one of the following:

Statement Card: An Evaluation form must accompany each exhibit with the following information: Name and age of exhibitor include design or color chart or description of each item as appropriate. Craft objects are an individual interpretation and expression using material, process, and-or skill for utility, functional and decorative purpose.

Class 005: POTTERY Original Design– Vessels of clay, glazed or unglazed, hand built, wheel thrown, cast from original mold. No pre-forms permitted. Entries using preforms are to be entered in Hobby Crafts and Home Environment Section DC.

Class 006: CERAMICS – Any form cast from a commercial mold or pre-form. Cleaned and painted/stained/glazed. Proper sealant if not glazed.

Class 007: FIBER, FABRIC – Original design objects of 2 or 3 dimensions of fibers and/or fabrics used singly or in combination, employing any of the following techniques: weaving; knotting; needle arts; string art; felting, etc. *Entries are self-designed needle art. Commercial patterns are to be entered in Hobby Crafts and Home Environment Section DC.

Class 008: LEATHER original design – Using no pattern and no kits. Objects can be tooled, carved, molded, stamped, laced, stitched and/or riveted. Sealant should be applied.

Class 009: GLASSWORK original design – Self created entries made by exhibitor, not from a commercial source including all steps of the process.

1) Etched, sandblasted, blown or pulled, annealed/tempering/slumped/fired.

2) Stained glass – no painted glass or liquid lead.

Class 010: METAL – Objects of metal(s) used singly or in combination with other materials such as other metals, plastics, wood, ground stones, bone and enamel. Objects can be made by the following processes: hand cut, etched; engraved; tooled or molded. No entries with tin cans permitted.

Class 011: MOSAICS – Two- or three-dimensional objects using clay tile, glass, and stone. Projects should be grouted and sealed. No stepping stones to be entered.

Class 012: WOOD AND/OR PAPER Original Design – Processes: carving; wood burning, gluing; inlay; cutting; tearing; layering; (origami) folding, quilling. Entries of cards should have a minimum of 2 samples for an exhibit.

Class 013: JEWELRY/PRECIOUS METALS - May include designs from pattern books, bead loom, crochet, etc. **NO KITS, NO PONY BEADS.**

1) Handmade materials: silverworks, glass blowing, clay formation, paper formation, stone, fossils, enameling, etc.

2) Purchased materials: **a commercial pattern or a hand drawn design must be provided with exhibit.**

Jewelry exhibits made with purchased materials using more creative and intricate forms to string the beads. **NO SIMPLE STRING OF BEADS ALLOWED.** These can be entered in Division 1700 – Hobby Crafts.

Division 1602: HERITAGE ART, CRAFTS AND DOCUMENTATION

General guidelines:

✓ Include the following on an evaluation form and attach to the exhibit:

a. Source of traditional design (specific ethnic group or family)

b. Design plan/chart.

c. Appropriate heritage documentation for the exhibit. Include historical time period of entry (ex. Basket should include history of baskets and purpose of design; leather entries include what tribes of Native Americans). Emphasis in heritage art, crafts and documentation is on personal growth and knowledge through learning about cultural heritage. **It is based on research of traditional designs, methods and materials as well as learning the necessary skills. Please site sources and titles of your heritage information: personal interview, book, magazine, etc.**

✓ Objects should be constructed in traditional design methods and materials but if not, state what the traditional design methods and materials would be and what you had to replace them with to complete the project.

✓ No Soap Entries

Class 001: HERITAGE ART AND CRAFTS – Traditional objects using materials, methods and/or decoration based on a continuation of ethnic art or handed down from one generation to another. Example, basket making, rug making, embroidery, quilting, decoupage, tin punch, felting, quilling, Native American crafts, scherenschnitte, etc.

Class 002: PROCESSED NATURAL FIBERS – Natural fibers processed for use.

Class 003: HERITAGE DOCUMENTATION – Genealogy of family or community history, (buildings, village names) or methods of creating exhibit. (Native American crafts, basketry). Photos of generations can supplement written documentation. Cite references.

Division 1603: Fine Arts and Crafts Open Class

Class 001: OPEN CLASS –Any exhibit deemed by the 4-H Educator to be worthwhile but fall outside the categories described above. Exhibit requires prior approval of the 4-H extension Educator.

DEPARTMENT 1700: HOBBY CRAFTS AND HOME ENVIRONMENT

2 entries per class

Premium Points: Excellent– 15; Good– 10; Worthy – 5

General Guidelines:

✓ These exhibits can be hobby crafts and/or can be made from commercial patterns and kits. Originally designed items can be entered in Fine Arts & Crafts.

✓ Objects whose ultimate use is to hang on the wall must have mountings on them and be ready for hanging.

✓ Items entered in this section should include on an evaluation form the following information

- Where and for what will the item be used
- Include fiber content and care information if available.
- Where did you get your ideas from? (Name of 4-H Project or resource.)

✓ An entry without an evaluation form will be marked down one placing

DIVISION 1700: HOBBY CRAFTS

HOBBY CRAFTS – Exhibits are based on projects that focus on a particular topic area and specific learning goals over a period of time. An exhibit can be made from a commercial kit or pattern. This gives a youth the chance to explore new craft areas.

General Guidelines:

- ✓ Items entered in this section should include the following information on an evaluation form
Where and for what will the item be used

Include fiber content and care information, if applicable

If a commercial kit, pattern, book or resource includes name on card

- ✓ Craft objects must be in good condition, ready for display.
- ✓ Must exhibit age-appropriate work and good quality workmanship of the craft.
- ✓ If an exhibit takes a short time, multiple items may be exhibited and displayed nicely to create one exhibit.
- ✓ Small, delicate, fragile items should be displayed securely in a display box.
- ✓ What was the source for the idea of this craft? If a commercially available kit/pattern is used please include the name of the kit/pattern on your Evaluation form.
- ✓ **An entry without an evaluation form will be marked down one placing.**

Class 001: Craft Kit – Used a commercially available kit or experience to explore a new area. Can be using any material ex fabric, leather, metal, mosaics, glasswork, wood, paper, rubber bands, beads, etc. to make items like stuffed animal, wallet, tin punch lamp, stepping stone, wreath made from twigs, origami, bracelet and/or earrings, etc. Please give the name of the kit on the Evaluation form.

Class 002: Craft Non-Kit – Purchased all the supplies for this exhibit separately. Can be of any material ex fabric, leather, metal, mosaics, glasswork, wood, paper, rubber bands, beads, etc. to make items like stuffed animal, wallet, tin punch lamp, stepping stone, wreath made from twigs, origami, bracelet and/or earrings, etc. Please give the name of the pattern, book or resource used to complete this craft on the Evaluation form.

Class 003: Recycled Craft – items made, remodeled or renovated from recycled material ex. Picture frame covered in seashells, sculpture made from recycled plastic bags. Please include where the recycle material came from on the Evaluation form.

Division 1701: FABRIC FURNISHINGS AND HOME ACCESSORIES

General Guidelines: An Evaluation form must accompany each exhibit:

Include name and years in 4-H Home Environment.

If a fabric was used, include fabric content and care information.

Include a statement of how the project was done or the technique that was used to complete the project. State if a kit was used.

An entry without a statement will be marked down one place.

Objects whose ultimate use is to hang of the wall must have mountings on them and be ready for hanging. Disqualification of item if not properly prepared.

Class 001: ROOM ACCESSORIES/EMBELLISHED FURNISHING – such as bulletin board, fabric décor, lampshade, and picture frame (may be non-sewn items). Includes items such as placemats and lampshades that have been changed by adding fabric, painted design or other embellishments.

Class 002: FABRIC ACCESSORY such as pillow, throw blanket, wall hanging, placemats, macramé and needlework items including knitting, crocheting, embroidery, cross-stitch, latch hook etc. **Include fiber content and care information**

Class 003: MAJOR FURNISHING ITEMS MADE OF FABRIC - quilt (if entry was machine quilted, included on the evaluation form if the quilting was done by the exhibitor or other source such as a commercial source or adult), bedspread, coverlet, curtains etc. **Include fiber content and care information.**

Class 004: A GROUP OR CLUB PROJECT - Group or Club Project such as a quilt, wall hanging etc. (Club Banners see Communications and Expressive Arts classes.) **Include fiber content and care information.**

Class 005: HOME STORAGE – laundry bag, shoe bag, locker caddies, travel storage, etc.

Class 006: CREATIVE FRAMING

Criteria for exhibiting in Creative Framing Class:

- Entry will include both photo and frame; and item will be evaluated together. Photo will not be entered in another class.
- One Exhibit per Exhibitor.
- Exhibits simply placed in a commercial frame are ineligible.
- Exhibitor is expected to draw on their artistic sensibilities to enhance an existing image via the creative framing process.
- Entry will include both photo and frame and item will be evaluated together. Photo is **not** to be entered in another class.

- Exhibitors should use their imagination such that Creative Framing serves to create a visual image that is more powerful than the sum of all its parts.
- The possibilities are limited only by your own ideas and collaboration.
- Creative Framing Possibilities:
 - Create your own physical frame using materials discovered in the environment (i.e., leaves, sticks, pinecones).
 - Sandwich your photo between two pieces of commercially framed glass, then carefully add your own rendering to the piece.
 - See the physical frame as a three-dimensional space that uses depth in ways that stimulate viewer attention.
 - Decorating or adding to a commercial frame is acceptable, as long as the exhibitor has “made it his own” by modification.

Class 007: FURNITURE OR WOODEN ACCESSORY ITEM WITH A PAINTED/NATURAL FINISH such as chair, table, shelf, picture frame etc. that is refinished by exhibitor. Emphasis in this class is the restoration and not the actual construction of the exhibit. Newly constructed items can be entered in STEM – Division 2600 if exhibitor wants woodworking skills evaluated.

Class 008: CHAIR OR STOOL WITH NEW SEATING. Entry is for seat evaluation **only**. Seat may be upholstered, caned, etc.

Class 009: OPEN CLASS: Any exhibit deemed by the 4-H Educator to be worthwhile but fall outside the categories described above. Exhibit requires prior approval of the 4-H extension Educator.

DEPARTMENT 1800: WEARABLE ART

2 entries per class

Premium Points: Excellent– 15; Good– 10; Worthy – 5

For all classes in Wearable Art on an evaluation form include the following:

- Name or source of pattern if applicable
- Fiber content of item when available
- Care label information; and
- Where did you get your ideas from? (Name of 4-H Project.)
- No fabric paints or scribbles accepted in this section

Division 1800: Wearable Art

Class 001: CROCHET/KNITTED FIBER CLOTHING – Clothing made using a form of crocheting or knitting such as a sweater, vest, scarf, etc.

Class 002: TIE-DYING/BATIK MATERIAL CLOTHING – Clothing made using tie-dyeing which utilizes knotting and folding techniques or batik which utilizes the immersion or outline fill-in techniques of wax resist to make such clothing as a tee-shirt, pants, etc. Purchased clothing can be used to do either of these techniques on.

Class 003: NON-TRADITIONAL MATERIAL CLOTHING – Clothing made using paper, duct tape, paper clips, bubble wrap, etc.

Class 004: OPEN CLASS Any exhibit deemed by the 4-H Educator to be worthwhile but fall outside the categories described above. Exhibit requires prior approval of the 4-H extension Educator.

DEPARTMENT 1900: TEXTILES AND CLOTHING

2 entries per class

Premium Points: Excellent– 20; Good– 15; Worthy – 10

General Guidelines:

For **all** classes in Textile and Clothing include the following on an evaluation form:

- Name or source of pattern (it is recommended to include pattern envelope and/or directions, if possible.)
- Fiber content of item when available
- Care label information
- Where did you get your ideas from? (Name of 4-H Project.)
- If an exhibit is made from a kit for down or fiberfill items or outdoor equipment (i.e., parka, hood, booties, sleeping bag, tent) that must be stated.

No kits are allowed for the original pattern and design class.

NOTE: For clothing made using a form of textile art or non-traditional material other than sewing enter in Division: 1800 Class: 003

Division 1900: WEARABLE SEWN ITEMS

CLOTHING – any beginner, intermediate or advanced level sewn garment. Note the general guidelines for each entry.

Class 001: Beginner Basic Clothing- 1st or 2nd year in a 4-H clothing project

Class 002: Intermediate Basic Clothing- 3rd or 4th year in 4-H clothing project

Class 003: Advanced Basic Clothing – 5th year or beyond in 4-H clothing project

Class 004: CLOTHING ACCESSORIES, SEWN - an item created by the exhibitor, which has a decorative and/or functional purpose such as a hat, belt, etc.

Class 005: HISTORICALLY ACCURATE CLOTHING, SEWN - clothing made using materials and construction techniques appropriate for period clothing. Exhibit does not have to use the exact fabric or technique but there should be evidence of effort.

Class 006: COSTUMES made using materials and construction techniques appropriate for the costume design and use. For example if the costume is to be worn only once in a school play, the “look” of it from a distance will be more important than neat sewing.

Division 1901: RECYCLED SEWN ITEMS

Class 007: RECYCLED GARMENTS OR NON-CLOTHING, SEWN – A modified/recycled garment you purchased in the past and salvaged by significantly altering the original design OR remodeled or renovated items that are not clothing, like jeans turned into grocery/all-purpose bags, t-shirts turned into a purse, towels turned into a dog toy, etc. A before picture must be included.

Division 1902: NON-CLOTHING, SEWN

Class 008: NON-CLOTHING, SEWN – examples include purses, tote bags, backpacks, outdoor equipment, horse articles such as saddle pad, cooling sheet, recreational items such as kites or toys. For reference see the 4-H Curriculum *Simple Gifts and The Flight/Fabric Connection*.

Division 1903: ORIGINAL PATTERN DESIGN

Class 009: WEARABLE OR NON-WEARABLE ITEMS DESIGNED AND CONSTRUCTED BY EXHIBITOR designs may be made by hand, by computer or combinations/design alterations of purchased patterns. Include pattern and description.

Division 1904: TEXTILES AND CLOTHING OPEN CLASS

Class 010: OPEN CLASS- Any exhibit deemed by the 4-H Educator to be worthwhile but fall outside the categories described above. Exhibit requires prior approval of the 4-H extension educator.

Pre-approved:

SEWING BOX: with at least three (3) accessories such a pin cushion, scissor holder, needle holder, etc. made by the exhibitor. No equipment (such as scissors) should be included. Box need not be covered if metal or plastic. (1 entry). 1st or 2nd year clothing project members only.

DEPARTMENT 2000: CHILD DEVELOPMENT AND CARE

Class 1 up to 3 entries, Class 2: 1 entry

Premium Points: Excellent– 15; Good– 10; Worthy – 5

Division 2000: Child Development and Care

✓ An exhibit shall consist of one of the following:

Class 001: CREATIVE TOY, GAME OR STORYBOOK – A homemade toy, book, game or activity to be used with children. On an evaluation form include age of child intended to use article, developmental stage the item is suited for and why this would be an appropriate play item.

Class 002: “BABY-SITTER’S KIT” including games, toys and safety materials needed while caring for a baby, toddler or preschooler. Include explanation of planned use of articles in kit.

Class 003: OPEN CLASS Any exhibit deemed by the 4-H Educator to be worthwhile but fall outside the categories described above. Exhibit requires prior approval of the 4-H extension Educator.

DEPARTMENT 2100: PHOTOGRAPHY & MULTI MEDIA DESIGN

2 entries per class.

Youth must select the Photography level that is appropriate to their experience and with the approval of their county educator.

Youth may not enter multiple levels in a single year.

Premium Points: Excellent– 15; Good– 10; Worthy – 5

General guidelines:

Photography & Multimedia Design exhibits must have been created by the exhibitor as part of a 4-H program or project during the current year and should reflect a meaningful, thoughtful process. It is strongly recommended that youth consult instructional materials for guidance during their project. Options include: National 4-H Council-Approved Photography Curriculum (<https://shop4-h.org/products/2019-photography-set-of-3>) as well as others. If youth use resources, please include links or listing in your project materials. A Photography evaluation form must be included with each entry.

LEVELS

Selecting Your Levels: Youth who have never taken a photography project in 4-H should start in Level I. Youth who have been working on photography for several years should work with educators to select the appropriate level.

Moving up Levels: Youth who receive a white or red ribbon in their class should remain in that same level the following year. Youth who receive their first blue ribbon in a level may (but are not required) to advance to the next level in the following year. Once a youth has received two blue ribbons in a level, they must advance to the next level.

CAMERA TYPES & DATA TAGS: Youth are permitted to shoot on film, digital and/or cell phone cameras. The type of camera used must be included in project documentation. Youth may use automatic settings but should be able to find the metadata information on the photo to include in project documentation.

Exhibit must have additional information (Data Tag) attached to the back of the photo/print. For cell phone photography, downloadable Aps for Data Tags are available.

ANDROID: <https://play.google.com/store/apps/details?id=net.xnano.android.photoexifeditor>

APPLE: <https://apps.apple.com/us/app/exif-viewer-lite-by-fluntro/id979066584>

Data Tags include the following information:

Camera/device used

Aperture (F-stop)

Exposure time (shutter speed)

ISO (film/sensor sensitivity)

Lighting used (flash, artificial, sunlight, other)

Photo editing software/application used (required for ALL edits and retouches except for cropping)

Filters used (lens filters and or digital/software filters)

MOUNTING: Exhibit should be mounted on a sturdy background like mat board or foam core, not in a commercial picture frame (entries will not be accepted under glass or wrapped in plastic) and should be fitted with a device for hanging. Preparation of photo for exhibit should demonstrate good workmanship and use of materials.

SIZE: Photos should be sized between 4" x 6" and 11" x 14".

EDITING: Photo editing is only permitted in the classes designated. Any edited images must be accompanied by a thumbnail print of the original image taped to the back of the exhibit, and include an explanation of what edits were made and what software was used.

SUPPORTING MATERIALS & ENTRY CARDS

Each participant may bring any extra materials they feel will demonstrate the learning experiences of the current project year but are not required to do so. Equipment to view digital images and or portfolios must be provided by the exhibitor. Be aware that Internet/Wi-Fi service will not be available at the judging site! Images should be contained on your display devices.

All exhibits must be accompanied by an exhibitor entry card and statement. Failure to properly size, identify, mount or enter exhibit into the proper class could result in disqualification at the discretion of the evaluators and/or the evaluation coordinator.

Division 2100: PHOTOGRAPHY

Exhibitors can only enter into 1 class and cannot have entries in multiple classes.

Class 001: LEVEL I – BEGINNER A

Exhibit one matted photo which demonstrates your understanding of a technique you learned from participating in a photography project. On your submission you should identify which technique you were focusing on. No photo editing is allowed in this class except cropping and red eye removal.

TECHNIQUES INCLUDE (but not limited to) SIMPLIFICATION, FILLING A FRAME, RULE OF THIRDS, FRAMING, CONTRAST, LINES AND SHAPES, SYMMETRICAL BALANCE, ASYMMETRICAL BALANCE, DEPTH AND LAYERING, EXPOSURE, WHITE BALANCE, TRIANGLES, EYE LINES.

Class 002: LEVEL II – BEGINNER B

A single 8” x 10” still-life photo that demonstrates your understanding of (3) three techniques you have learned from participating in a photography project. No photo editing is allowed in this class except cropping and red eye removal.

TECHNIQUES INCLUDE (but not limited to) SIMPLIFICATION, FILLING A FRAME, RULE OF THIRDS, FRAMING, CONTRAST, LINES AND SHAPES, SYMMETRICAL BALANCE, ASYMMETRICAL BALANCE, DEPTH AND LAYERING, EXPOSURE, WHITE BALANCE, TRIANGLES, EYE LINES. *Youth must have taken Photography Level I or have educator permission to enter this class.*

Class 003: LEVEL III – INTERMEDIATE A – PHOTO EDITING

A single edited photo which demonstrates your understanding of a single editing technique you learned from participating in a photography project. On your submission you must identify which editing technique you were focusing on and what software you used to edit your photo. Include a thumbnail of your original on the back. *Youth must have taken Photography Levels I – II or have educator permission to enter this class.*

Class 004: LEVEL IV – INTERMEDIATE B – ADVANCED PHOTO EDITING

A single edited photo which demonstrates your understanding of a combining no less than (2) two editing techniques you learned from participating in a photography project. On your submission you must identify which editing techniques you used and what software you used to edit your photo. Include thumbnail of your original on the back. *Youth must have taken Photography Levels I – III or have educator permission to enter this class.*

Class 005: LEVEL V – ADVANCED – PHOTO STORY/COLLECTION

A collection of at least five and not more than ten photos that have a connection, a relationship or tell a story. The photos may be edited or unedited and should demonstrate strong understanding of basic photography techniques practiced in levels I-IV. The photos should demonstrate a relationship to one another, whether they represent similar objects, have a theme or tell a story. The photos should be mounted uniformly whether on one mat or individually. Include original thumbnails on the backs if photos are edited and list the techniques you utilized/focused on in the project.

EXAMPLES:

- Select a type of photography (i.e. portrait, wedding, baby, landscape, sports, fashion, etc.) and explore the skills and equipment needed to be successful.
- Create a collection of images illustrating a “picture story” or a “documentary
- Experiment with a variety of lighting intensities and angles and apply your new knowledge to your photography.
- Learn to see in “Black and White” and explore how removing color changes the mood, focus of attention, or even attractiveness.
- Use a specialized technique, such as selective focusing or enlarging, to change an image’s focal point, feel, meaning, etc.
- Learn how to use the manual settings on your camera to your advantage (i.e. nighttime photography).

Youth must have taken Photography Levels I – IV or have educator permission to enter this class.

Class 006: LEVEL VI – GRADUATE – PHOTOGRAPHY PORTFOLIO

All participants in Class E-6 will be expected to bring at least (1) one print for display, mounted at your discretion, illustrating what you consider to be the best representation of your skills in photography along with a portfolio of no less than (8) eight and no more than (12) twelve photos demonstrating your mastery of basic photography techniques learned by completing levels I-V. You may choose to exhibit some edited photos and some unedited photos, and the subjects of the photos do not need to be related. On each photo you will need to identify two of strong points and one area that you would like to improve. Other than the one piece you choose to exhibit mounted, you may exhibit the rest mounted in a portfolio. *Youth must have taken Photography Levels I – V or have educator permission to enter this class.*

Class 007: PHOTOGRAPHY INNOVATION

Demonstrate the skills and knowledge you have gained through the Photography project. Your exhibit should not fit in the other exhibit options for this project. The exhibit may include, but isn’t limited to, original works, objects, demonstrations, digital presentations, programs, websites, apps, performances, or posters which you have made, and which photography is the main subject. You must furnish any equipment you need for your exhibit. Internet service will not be provided. Electronic equipment will only be used during your personal judging time and will not remain on display during the entire exhibit period.

EXAMPLES:

- A website you design to display your photography

- A digital presentation on the work of a professional photographer
- A poster illustrating how to do a particular photography technique or use a piece of photography equipment

This class is open to all exhibitors with educator approval. Exhibit must not fit in classes already listed; Level I – IV are encouraged to try something new for Photography Innovation class. It is highly recommended that youth have participated in Levels I - IV previously.

Class 013: SNAPSHOTS OF THE COUNTY-This class is sponsored by the Steuben County Agricultural Society – be sure to enter in open class as well if you’d like to be eligible for their premium awards. Pre entry is required.

Be proud of your county and join the fun.

1 entry per person. No 4-H Entry Fee. Contest is available to 4-H and Open Class

Display must consist of 10 or more photos taken in Steuben County. Display must be on a 33” x28” poster board, with locations of photos identified and have hanging hardware attached. Photos may be a related grouping or a selective variety.

All entries will receive a ribbon.

Division 2101: MULTIMEDIA DESIGN

Class 008: VIDEO PROJECT – 4-H THEME

Please note that Evaluators have limited viewing time available. You must provide proper viewing equipment for the evaluations. Do not assume that equipment will be readily available at the State Fair.

- Project can be a 30 second television spot, a documentary demonstrating 4-H activities, a narrative or dramatic group project by 4-H members or an informational presentation promoting 4-H.
- Project to feature a 4-H project or activity or promote 4-H.
- Videos longer than 10 minutes should include a short “preview highlights” as a separate disc or file. Please remember that Evaluators have limited viewing time available.
- Project can be submitted as a DVD or a clearly labeled jump drive. If project is submitted as a computer file, clear instructions for opening and viewing procedures, as well as software requirements should be included in supporting documentation.
- To ensure that the exhibit can be viewed and evaluated at the Showcase, the exhibitor should make arrangements prior to exhibition for necessary hardware (and software if necessary) to be present, accessible and operating at the time of exhibition and evaluation.
- Project will be evaluated on technical quality, organization, creativity and ability to communicate a message.
-

Class 010: COMPUTER GRAPHIC DESIGN – 4-H THEME

Use a computer graphic design program to create an 8.5 x 11 or 11 x 17 poster that promotes any aspect of 4-H. Programs that can be used include but are not limited to: Adobe InDesign, Illustrator or Photoshop, and Canva. The design must:

- Be computer generated – indicate which software programs you used for design
- Use the official 4-H clover (<https://nys4-h.org/logos-graphics>).
- If using graphics from the internet note source and permission for use

Submissions will be evaluated based on composition, typography, clarity of message, proper use of 4-H logo and imagery and creativity.

Class 011: WEBSITE

- Entry must include web page address (accessible online) program/software used to design websites, website outline, and short description of the goals of your site and what it is meant to communicate to the visitor.
- Web Page acknowledges NYS 4-H Youth Development/Cornell Cooperative Extension and other resources (both human and material) that provided the means for learning and skill development necessary to create the web page.

Class 12: MULTIMEDIA DESIGN OPEN CLASS

Any multimedia (video, web, computer-based design) exhibit deemed by the 4-H Educator to be worthwhile that falls outside categories described above, example: PowerPoint Presentations.

DEPARTMENT 2200: HORTICULTURE
Premium Points: Excellent– 15; Good– 10; Worthy – 5

GENERAL INFORMATION FOR HORTICULTURE EXHIBITS

- Every entry must include an evaluation form
- Age, experience and standards listed in related 4-H publications, as well as content and quality, will be considered in evaluating criteria.
- Project resource materials listed are for suggestions only. Use your imagination for other ideas. For more information and ideas, check the website: <http://www.hort.cornell.edu/4hplants>.
- Endangered species are not allowed in any exhibit.
- Under Floral Design – Class 102 & 103 may use purchased or wildflowers.

DIVISION 2200: PLANT COLLECTIONS

1 exhibit per class

A. Preserved

- Plants must be pressed, dry, mounted and labeled. To press plant material, it is best to use the method described in: *Pressed Flower Pictures* (1982), 141-IB-34, find at <https://ecommons.cornell.edu/bitstream/handle/1813/3267/Pressed%20Flower%20Pictures.pdf;sequence=2>, or as described by a person who has experience collecting plant material.
- A clear protective overlay is helpful for many, but not all exhibits.
- Weeds and other specimens mounted green (not pressed or dry) will **not** be evaluated.
- Collections of plants may be on one side of ONE PIECE of poster board or like material, 22 x 28 inches in size, or in notebook binders with single specimens on pages 8 1/2 x 11 inches.
- Scrapbooks of accumulating years should have dividers between years. Current year's exhibit should be clearly marked. Current year exhibit will be judged.
- List sources used to identify plants and plant materials.
- Plants Identified by Common and Scientific Name.
- Describe where found and describe habitat.

Class 001: LEAF, TWIG (and fruit, flowers and seed, if possible) **OF TEN OR MORE ORNAMENTAL TREES.**

Class 002: LEAF, TWIG (and fruit, flower and seed, if possible) **OF TEN OR MORE ORNAMENTAL SHRUBS.**

Class 003: LEAF, TWIG, AND ILLUSTRATION of fruit or nut, of ten or more fruit or nut plants.

Class 004: TEN WEEDS common to lawns and flower beds.

Class 005: TEN ANNUAL FLOWERS

Class 006: TEN PERENNIAL FLOWERS

Class 007: TEN WILD FLOWERS

Class 008: TEN SEEDS (any single plant type, e.g., 10 ornamentals, 10 fruits, etc.)

- Clean and dried (not green) Seeds must be harvested by exhibitor.
- A picture of plant must accompany seeds.
- List growing conditions required.

Class 009: MISCELLANEOUS COLLECTION

- Entries will be judged according to similar project criteria.

HORTICULTURE SCRAPBOOK: (Collection of plant pictures)

- May be cut from magazines or garden center catalogs, illustrated by your own drawings, photographed or photocopies.
- Write in the front or back of the catalog where your images came from if you did not make them yourself (for example: *Pictures are from W. Atlee Burpee 1998 seed catalog*).
- This scrapbook makes an excellent study guide for the Horticulture Contest.
- Each plant should be represented on its own 8 ½ x 11-inch page.
- Catalog will be worth more if the picture (or perhaps more than one picture) shows different stages of growth (fruit and leaf, vegetable and flower, flower and leaf).
- The NY Horticulture Study Guide should be used as the template for assembling book.
- Fasten pictures with clear tape, paper glue or rubber cement.

- Pages must be bound in notebook binder.
- Label with common name and brief description. Consult *NY Horticulture Study Guide For Youth* <http://www.hort.cornell.edu/4hplants/index.html> for the plants required in each class.
- Beginners must include the 15 plants specified from each group—flowers and indoor plants; ornamentals; fruits and nuts, vegetables.
- Intermediates must include the 30 plants from each group.
- Advanced participants must include all 45 plants from each group. *NY Horticulture Study Guide For Youth* are available from your 4-H Cornell Cooperative Extension Educator.

Class 010: Horticulture Scrapbook BEGINNER – 1 – 3 years

Class 011: Horticulture Scrapbook INTERMEDIATE – 3 – 6 years

Class 012: Horticulture Scrapbook ADVANCED – 5 or more years

Class 013: PHOTO RECORD BOOK

- Photos must be taken by 4-Her.
- A minimum of 20 photos. The collection of 20 plants can be a combination of several types of plants, such as trees, shrubs, weeds, annuals, perennials, fungi, etc.
- Identify common and scientific names
- List variety, growing requirements, location of plant, where photo was taken and identification sources.

DIVISION 2202: EXPERIMENTS 1 entry per class

The intent of this division is to generate an interest among young people in a science-based approach to horticulture. **Guidelines and suggestions for the exhibitor working with plants:**

Both how you plan your experiment and the final description for your display should include the following sections:

- **Background.** Describe why you did this experiment and why it is important to you and other people?
- **The Question** (or hypothesis). What specific question does your experiment try to answer? For example: “Does watering geraniums with coffee increase their growth?”
- **Methods.** Outline how you did the experiment. Be sure to include:
 - a) **Treatments.** Describe specifically what you are comparing as treatments. Remember that you should have a check treatment (what is usually done) and the ‘test’ treatment. From the above question: Check = watering with water, and treatment = watering with coffee.
 - b) **Measurements.** Describe what you are measuring (weight, height, etc.) and why. Include observations of the plants over the course of the experiment.
- **Results.**
 - a) What did your measurements tell you about the treatment compared to the check? Was there a difference and if so, why do you think so? Use tables, graphs or pictures to share what you learned.
 - b) What other things did you notice in your observations?
- **Conclusions.** What did you learn? What is important about your results to other people? What would you suggest to someone else, based on what you learned?

THE DISPLAY should be interesting, attractive and neat, so that people will want to stop and learn about what you did. It should:

- Include actual examples of treated and untreated plants, if possible, otherwise use drawings or photographs.
- On sheets of paper, describe your study using the above 5 sections.
- Use big print so that it is easy to read from 3 feet away.
- Glue these sheets, along with any photos or graphs to heavy poster paper (14” x 22” minimum) for display. "Strawberry Yields Forever"

Class 014: PROPAGATION

Class 015: BREEDING

Class 016: SOIL SCIENCE

Class 017: CULTURAL PRACTICES

Class 018: MISCELLANEOUS

- Entries will be judged according to similar project criteria.

DIVISION 2203: VEGETABLES

2 entries per class

Premium Points: Excellent– 15; Good– 10; Worthy – 5

Members receiving an Excellent in this division will be eligible to enter up to 8 different entries at the NYS Fair

General guidelines

- Exhibits must be grown by the exhibitors in their **individual, family, school or community gardens**, unless otherwise noted.
- Individuals may display 2 entries in any one class, except where the number of entries is stated differently. Each exhibit must be of a distinctly different variety type.
- Exhibits and awards will be evaluated based on standards below.
- **Exhibit must be labeled with correct common name., variety name (i.e., snap beans, Blue Lake; or Petunia, Red Picotee) and have the evaluation form. Otherwise, awards will be downgraded.**
- For further information on preparing and exhibiting vegetables go to <http://www.hort.cornell.edu/gbl/pubs/index.html>. Scroll down to “Vegetable Fare”.

- **Excellent** - clean; only very minor defects in general appearance; best market size and quality; true to varietal characteristics. For exhibits with more than one specimen: not more than 10 percent variation in sizes for fruits and vegetables and cut flowers; only slightly detectable variation, uniform in shape, color and degree of maturity.

- **Good** - clean; slight defects in general appearance; defective and unusable parts should not exceed 5 percent; good market size and quality. Exhibits with more than one specimen: not more than 25 percent variation in sizes for fruits and vegetables, and cut flowers; only slightly detectable variation in shape, color and degree of maturity.

- **Worthy** - fairly clean; some defects in general appearance; defective and unusable parts should not exceed 10 percent; fair market size and quality. Exhibits with more than one specimen—not more than 100 percent variation in sizes for fruits and vegetables and cut flowers; noticeable variation in shape, color or degree of maturity.

- **No Award** - dirty, serious damage apparent; defective and unusable parts exceed 10 percent; unsatisfactory market size or quality. Exhibits with more than one specimen — more than 100 percent variation in sizes for fruits and vegetables; extreme differences in shape, color or degree of maturity. Not labeled as to Name and Variety. Not prepared properly.

VEGETABLES –

Class 001: Beans, lima, 5 green pods, edible beans
Class 002: Beans, snap, green, 5 pods
Class 003: Beans, snap, yellow, 5 pods
Class 004: Beans, snap, pole or vining type, 5 pods
Class 005: Beans, green shell, 5 pods, any variety including edible soy, Horticultural, Kentucky Wonder
Class 006: Beans, dry shelled, 1/2 cup in container, dry field bean variety including mung, adzuki, fava
Class 007: Beets, 3, tops trimmed to 1 inch, no green shoulders
Class 007a: Broccoli, 1 head or bunch of small heads, 5 inches or more in diameter
Class 008: Brussels Sprouts, 1-pint basket
Class 009: Cabbage, 1 head, 2 to 4 pounds, with 3 to 4 wrapper leaves, any fresh market variety.
Class 010: Carrots, 3, tops trimmed to 1 inch, no green shoulders
Class 011: Cauliflower, 1 head, leaves cut just above head
Class 012: Celery, 1 plant, market quality, roots off
Class 013: Chard, 1 plant, roots and damaged leaves off
Class 014: Chinese Cabbage, 1 head
Class 015: Chinese Cabbage, loose leaf, roots off, 1 plant

Class 016: Corn, Sweet, 3 ears, husks removed completely, shank trimmed to 1/2 inch, display in transparent bag
Class 017: Cucumbers, 2 slicing types, 5 inches or longer, 2 inches or less in diameter
Class 018: Cucumbers, 3 pickling type, 3 to 5 inches
Class 019: Cucumbers, 3 pickling type, less than 3 inches
Class 020: Dill, bunch of 3 seed heads, tied or in transparent bag
Class 021: Eggplant, 1 large oval and oblong types such as Black Beauty, Black Magic, Black Enorma, Dusky
Class 022: Eggplant, 2 small, slender and round types such as Easter Egg, Ichiban, Long Tom, White Beauty
Class 023: Endive, 1 plant, roots off, good market size
Class 024: Garlic, 3 bulbs, dried, braided together or tops trimmed to 1 inch, cleaned, not peeled
Class 025: Herbs, any kind, plant in pot or tied bunch, minimum of 12 sprigs
Class 026: Herbs, dried – show a minimum of 1 tablespoon. Exhibiting a larger amount is acceptable. Herbs must be appropriately prepared for use.
Class 027: Kale, 1 plant, roots off

Class 028: Kohlrabi, 2, tops and tap root trimmed to 2 inches
 Class 029: Leek, 3 large, trimmed
 Class 030: Lettuce, leaf, 1 plant, roots off, good market size
 Class 031: Lettuce, head, 1 plant, roots off, good market size
 Class 032: Muskmelon and honey dew melon, 1 good market quality
 Class 033: Mustard, 1 plant, roots off
 Class 034: Okra, 4, 1 1/2 to 3 inches long
 Class 035: Onions, bulbs, 3 tops trimmed to 1/2 inch, well cured and dried, not peeled
 Class 036: Onions, 4, green bunching type, tops on but trimmed evenly
 Class 037: Parsley, 1 plant, roots off, good market size and quality
 Class 038: Parsnips, 3 tops trimmed to 1 inch.
 Class 039: Peas, 5 pods
 Class 040: Peppers, 2, large types such as Bell, Cubanelle, Italian Sweet
 Class 041: Peppers, 3, small types such as Banana, Hungarian Wax, Cherry, Jalapeno
 Class 042: Potatoes, 3 tubers, 5 to 10 ounces
 Class 043: Potatoes, 1 pint basket, salt potato types, 3/4 to 1 1/4-inch diameter
 Class 044: Pumpkin, 1, ripe, any variety
 Class 045: Radishes, 4, tops trimmed to 1/2 inch.
 Class 046: Rhubarb, 4 stalks, tops trimmed
 Class 047: Rutabaga, 1, tops trimmed off.
 Class 048: Shallot, 3, tops trimmed to 1/4 inch, dried, not peeled.

Class 049: Spinach, common, 1/2 pound in transparent bag
 Class 050: Spinach, New Zealand, 1/2-pound, bunch or tender tips 3 to 6 inches, tied or in transparent bag
 Class 051: Squash, summer, 2, young, skin tender, such as zucchini, yellow, scallop
 Class 052: Squash, winter, 1, any large types such as Hubbard, Delicious, Banana
 Class 053: Squash, winter, 1, any small types such as Buttercup, Butternut, Spaghetti, Table Queen, Golden Nugget
 Class 054: Squash, 1, soft and round stem, such as Big Max, Big Moon, Mammoth
 Class 055: Sweet potatoes, 3 roots, any variety
 Class 056: Tomatoes, 2, ripe, stems off, medium and large fruited varieties including Roma types
 Class 057: Tomatoes, cherry ripe, 1/2 pint basket, stems off, also Presto and small fruited types
 Class 058: Turnips, 2, tops trimmed to 1 inch
 Class 059: Watermelon, 1 mature, market size
 Class 060: Collection of 3 related types, such as 3 varieties of pepper, or 3 vegetables that appear in an ethnic cuisine
 Class 061: Miniature Vegetables, 6 of one type, harvested at small or baby stage
 Class 062: Ornamental Vegetables, 3 of one type, such as miniature pumpkins or gourds or decorative corn; Ornamental kale (1 specimen)
 Class 063: Heirloom Vegetables, any variety from the Heirloom Garden bulletin, exhibited in same manner as other vegetable classes

Class 064: Largest Vegetable, Special Ribbon Award for Largest Vegetable. Premium Points not awarded.
 Largest of each vegetable will be determined by weight or length.
 Pumpkin, any variety, including Big Max
 Onion any variety
 Cucumber, any variety, judged by length
 Winter Squash any variety
 Cabbage, head, any variety
 Sunflower head, 6 inches or greater, largest by diameter
 Carrot, any variety, longest
 Turnip, any variety
 Any other largest vegetable not listed above (only one entry allowed)

Tomato, any variety, must be ripe
 Zucchini Squash, any variety, judged by length
 Bean, any variety, judged by length
 Bell Pepper, any variety
 Potato, any variety
 Corn, longest ear, any variety
 Beet, any variety

Class 065: Miscellaneous, any other vegetable not listed, display same number of specimens as similar crop listed.

DIVISION 2204: CUT FLOWERS

1 entry per class unless otherwise noted

Premium Points: Excellent– 15; Good– 10; Worthy – 5

Each member receiving an Excellent in classes 066-098 will be eligible to enter up to 8 different entries at the NYS Fair.

General Information:

Each exhibit must be labeled as to COMMON NAME & VARIETY NAME (I.e., petunia, Red Picotee) on the evaluation form. Otherwise, awards will be downgraded.

Bring your flowers in disposal containers. Do not bring flowers in valuable vases. Each exhibitor is responsible for watering/caring for their own exhibits.

Flowers are best cut in the evening of the day before you bring them. Cut stems at an angle with a sharp knife. Put flowers in water up to flower head for overnight. Use newly opened flowers for your exhibit.

Exhibits- 3 stems with the same color blooms except as noted:

- Gladiolus - ONE spike with at least 12-inch stem & other large spikes
- Roses - ONE stem of the type entered.
- Dahlias - THREE blooms of one color, or ONE bloom if over 6 inches.
- Any bloom 6” or larger – show ONE specimen, such as a 6” + sunflower or dinnerplate dahlia.
- Stems should be eight inches long, except where type of flower makes this impossible.

CUT FLOWERS

Class 066: Asiatic Lily

Class 067: Aster (annual)

Class 068: Bachelor Button

Class 069: Calla Lily – 3 stems

Class 070: Calendula

Class 071: Carnation

Class 072: Chrysanthemum (any form)

Class 073: Cleome

Class 074: Cosmo

Class 075: Daisies

Class 076: Dahlia – 6” blossom, 1 stem; less than 6” blossoms, 3 stems

Class 077: Delphinium

Class 078: Flowering Tobacco

Class 079: Gladiolus

Class 080: Larkspur

Class 081: Marigold

Class 082: Nasturtium

Class 083: Ornamental Grass (foliage and fully developed seed head)

Class 084: Pansies

Class 085: Petunia

Class 086: Phlox-annual

Class 087: Rose

Class 088: Rudbeckia (Coneflowers, Black-eyed Susan)

Class 089: Snapdragon

Class 090: Statice (fresh, not dried)

Class 091: Stock

Class 092: Strawflower (fresh, not dried)

Class 093: Sunflowers

Class 094: Sweet Peas

Class 095: Viola

Class 096: Zinnia

Class 097: Zinnia, large, over 4”

Class 098: Miscellaneous, any other cut flower not listed, annual or perennial, display the same number of specimens as similar crops listed

Class 099: INDOOR GARDENING 2 entries

- Please list plants and varieties used.
- All items should follow recommended guides of balance, design, proportion and harmony.
- No artificial or plastic plant materials allowed.
- Ribbon and bows as part of the design are allowed.
- Entries must be grown in display container prior to June 1 of the current year

Dish garden

- Terrarium or closed eco system – no endangered species allowed

Class: 100: INDOOR GARDENING: HOUSE PLANTS 2 entries

- Houseplants must be a single stem or crown in proportional container.
- No artificial or plastic plant materials are allowed.
- Please list plants and variety.
- Entries must be grown in display container prior to June 1 of the current year.
- Potted house plant - flowering
- Potted houseplant - foliage
- Potted house plant - vine
- Potted houseplant - hanging container. More than 1 plant accepted.
- Miniature houseplant - 2 1/4"-3" pot maximum. Example, miniature African violet

Class 101: CONTAINER GARDENS 2 entries

- No artificial or plastic plant materials are allowed.
- Appropriate container and plant combinations.
- Please list plants, plant materials and varieties included in container.
- Entries must be grown in display container prior to June 1 of the current year.
- For container gardens not applicable to Division 2206, Class 002 (Horticultural Methods Container Gardening).
- Perennial, annual, vegetable, ornamentals.
- Theme Gardens only may have some artificial material These materials should not be a main focus of the exhibit. They should blend in. Plants should be prominent.

Class 102: FLORAL DESIGN 4 entries

- List plants and varieties.
- Dry or fresh flower corsage in transparent bag.
- Table arrangement of live or dry plant material - not over 12" in diameter and under 8" in height.
- Holiday decoration of live, dried or natural plant materials - no more than 18" in diameter or 24" long.
- Plaque of dried or pressed plant material includes other craft projects made with real plant material (e.g. floral pictures). Plaques and pictures need to be signed.
- Large Arrangement of live or dried plant material – for arrangements over 12” in diameter and over 8” in height.
- List ID sources.
- More information can be found at 4-H Leaflet H-7-3i Fresh & Dry Flower Arrangements <http://hdl.handle.net/1813/17533>
- No artificial or plastic materials except for ribbons

Class 103: MINIATURE ARRANGEMENT 2 entries

- Arrangement of fresh or dried flowers
- Less than 6” in height and diameter – including container
- List of plants used.

DIVISION 2205: FRUITS AND NUTS**1 entry per class****Premium Points: Excellent– 15; Good– 10; Worthy – 5**

- All fruits and nuts must be cared for by exhibitors.
- Nuts grown in the previous year may be entered.
- For more information on culture, consult: "Strawberry Yields Forever" - a day neutral strawberry 4-H project, available at <http://www.gardening.cornell.edu/education/youth/activities/pdfs/strawberryyields.pdf>. Other publications on this website may be useful.

Class 104: Apples, 2, ripe, any single variety

Class 105: Apricots, 2, ripe

Class 106: Blueberries, ½ pint

Class 107: Cherries, ½ pint basket, with stems, any single variety

Class 108: Elderberries, attached to cluster, 1 quart

Class 109: Grapes, 1 bunch

Class 110: Nectarines, 2, ripe

Class 111: Peaches, 2, ripe

Class 112: Pears, 2, ripe, with stems, any single variety

Class 113: Raspberries, 1/2 pint, any single variety

Class 114: Strawberries, 1 pint, caps on

Class 115: Miscellaneous - any fruit not listed, display same number of specimens as similar crop listed

Class 116: Nuts, all-ripe, dry, unshelled, ½ pint, any single variety

Class 117: Other: minor fruits such as quince or persimmon, 3, ripe

Class 118: A collection of 3 types, such as 3 different varieties of apples

DIVISION 2206: HORTICULTURAL METHODS

1 entry per class

Premium Points: Excellent– 15; Good– 10; Worthy – 5

This division gives young people a chance to an interesting, different approach to growing plants. This enhances gardening skills and encourages the participant to think creatively.

- **Because of the difficulty of reproducing some of the horticultural methods for exhibiting purposes, a poster or poster series format may be used.**
- Use heavy poster paper (14" x 22" minimum) as a background.
- Be sure to complete and attach the evaluation form for Horticulture
- Glue or tape photos and diagrams, along with sheets of white paper that include your description within these sections: 1) *introduction*, 2) *growing method used*, 3) *what you learned or discovered*.
- Instead of a poster, an exhibit of the method itself (such as a small hydroponics set-up) can be displayed.

Class 001: HYDROPONIC GARDENING

Class 002: SEASON EXTENDER METHODS

Class 003: PROPAGATION

Class 004: MISCELLANEOUS - ANY HORTICULTURAL METHODS NOT LISTED

- Entries will be judged according to similar project criteria.

DIVISION 2207: LANDSCAPE PICTURES AND PLANS

1 entry per class

Premium Points: Excellent– 15; Good– 10; Worthy – 5

This division is a category in which youth can display what they have learned about the elements of design and how plants can be grouped effectively for ornamental or edible purposes. It also offers an opportunity to display their garden record keeping.

- All collections, pictures and plans will be enhanced by a clear, protective overlay.
- Markers, colored pencils or paints may be used to embellish the landscape plan.

Class 001: HOME GROUNDS LANDSCAPE PHOTOGRAPHIC ALBUM

- Must have at least six "before" and six "after" pictures of current year's work.

Class 002: PLAN OR MAP OF HOME GROUNDS

- Drawn to scale.
- Show things as they were at beginning of project.
- A second map, with suitable and necessary notes, showing changes and improvements made.
- In different colors, show changes and improvements yet to be made.
- Indicate direction north on plan.
- See "Young People's Guide to Landscaping." At <http://www.hort.cornell.edu/gbl/pubs/index.html>

Class 003: PLAN OR MAP OF APARTMENT DWELLING

- Drawn to scale, showing grounds as they are currently.
- A second map showing proposed changes that would improve existing grounds.
- Where ground space is unavailable, a terrace or porch garden of containerized plants can be depicted.

- Indicate direction north on plan.

Class 004: PLAN OF ANNUAL AND/OR PERENNIAL FLOWER GARDEN

- Show varieties, name, placement, height and color.
 - Use scale no smaller than 1 inch equals 4 feet.
 - Indicate direction north on plan.

Class 005: PLAN OF HOME ORCHARD (tree fruit and/or berry crops)

- Show varieties, name, placement, height, and time of fruiting.
- Use scale no smaller than 1-inch equals 4 feet.
- Exhibit should indicate current year's work. Current year's work will be judged.
- Indicate direction north on plan.

Class 006: PLAN OF HOME VEGETABLE GARDEN
Show varieties, name, placement, height and approximate harvest times.

- Succession of plants may be indicated by a tracing paper overlay.
- Use scale no smaller than 1-inch equals 4 feet.
- Indicate direction north.

Class 007: PLAN OF COMMUNITY SERVICE BEAUTIFICATION PROJECT

DIVISION 2208: FIELD CROPS

1 entry per class

Premium Points: Excellent– 15; Good– 10; Worthy – 5

- Sample of hay must be well cured, not moist.
- Grasses, legumes and silage crops will be judged on the basis of their values as forage or silage.
- For each exhibit attach a 3”x 5” card including name, and variety of the crop or add variety to entry card.

Class 001: Corn, 3 ears

Class 002: Corn stalks, 3 stalks

Class 003: Corn silage, quart jar with mixture names on entry card

Class 004: Wheat, any variety, 2-inch sheath

Class 005: Oats, 2-inch sheath

Class 006: Other small grains, 2-inch sheath

Class 007: Haylage, quart jar with mixture names on entry card

Class 008: Alfalfa, Mowed cured bale, slice of bale 8x10x14

Class 009: Clover, Mowed cured bale, slice of bale 8x10x14

Class 010: Mixed grass and legume, Mowed cured bale, slice of bale 8x10x14

Class 011: Timothy, Mowed cured bale, slice of bale 8x10x14

Class 012: Other grass or legume, Mowed cured bale, slice of bale 8x10x14

Class 013: Plant Collection-10 or more samples of either crop plants, weeds, or toxic plants. Samples must be pressed and mounted on posterboard. All samples must be identified.

Class 014: Feed Display Board, 6 feed samples. Feeds suitable for a 4-H animal project. Project must be specified; feed sampler attractively displayed on a board. Nutritional value and use of each sample must be described.

Class 015: Forage Display Board-6 Forage Sample. Forage samples suitable for a 4-H animal project. Project must be specified; forage samples attractively displayed on a board. Nutritional value and use of each sample must be described.

DIVISION: 2209 HORTICULTURE OPEN CLASS

Class 001: HORTICULTURE OPEN CLASS

- Class is an option for exhibits deemed by the County to be worthwhile but fall outside the categories described above. The decision to bring such exhibits is left to the discretion of the Extension 4-H educator.
- Entries will be judged according to similar project criteria.
- Horticulture posters that do not qualify for other Horticulture classes may be entered here.

DEPARTMENT 2300: ENVIRONMENTAL EDUCATION

2 entries per class

Premium Points: Excellent– 15; Good– 10; Worthy – 5

DIVISION 2300: ENVIRONMENTAL EDUCATION

- Exhibits showing processes, products, skill development, and relevance to environmental/natural resource issues are strongly encouraged.
- Exhibits will be evaluated on the basis of their content, quality of expression and presentation. Creativity is encouraged as is display of materials showing observational skills, e.g. journals or sketchbooks. Age, experience and standards listed in appropriate 4-H publications will be included in the judging criteria.

Class 001: ENVIRONMENTAL EDUCATION

- Nature Trails - e.g. Display of 4-H constructed nature trail or observation made along another nature trail.

- Geology - Simple collections must include the specimen's names, dates of collection, specific site(s) of collection (distance and direction to nearest town, county, state or province) and collector's name for 15 specimens. Inclusion of field journals is strongly encouraged, and identification criteria must be completely and clearly defined. Exhibits showing evolutionary histories, adaptations of fossil organisms, vertical or horizontal studies of strata, or similar studies are encouraged.
- Field Identification Projects - **Please note that wildflowers are evaluated in Horticulture-Division 2200 Class 007, Fungi in Plant Pathology-Division 2400 Class 0003, and Insects in Entomology-Division 2500.** Collections of preserved specimens, photographs or sketches properly labeled and showing identification criteria may be displayed for any habitat in New York. Consult your local Department of Environmental Conservation for guidelines and permission in collecting specimens from the wild. Consult *Field Guides Made Easy* for additional activities and ideas.
- County- or self-initiated projects that relate to environmental education. Examples include but are not limited to: interpretation of aerial photographs; vegetation maps; plant adaptations; demonstrations of ecological principles; or computer models like GIS. Transfer of display ideas and concepts from other project areas is encouraged.

Class 002: FISHERIES AND AQUATIC RESOURCES.

- Exhibits may be displays or records of any Fisheries and Aquatic Resources related activity including but not limited to fishing techniques, aquatic sampling methods, aquatic insect ecology, habitat improvement

or fisheries management and biology. Other fishing projects may be found in 4-H Publications.

- Water monitoring - project ideas may be found in *Water Worlds, Water Wise, Pond & Stream Safari*.
- County or self-initiated projects related to fish or fishing, including mariculture, aquaculture, commercial fisheries, sport fisheries or related equipment, skills or observations.

Class 003: FORESTRY

- Displays and presentations may be based upon, but are not limited to, the following projects: *Know Your Trees, Timber Management for Small Woodlands (IB 180); Wildlife and Timber from Private Lands: A Landowners Guide to Planning (IB 193); Woods of New York, Trees: Dead or Alive, Know Your Tree Diseases, Maple Syrup Production for the Beginner;* and other forestry exhibits based upon national, regional, county or self-initiated projects.

Class 004: RESOURCE-BASED RECREATION

- Shooting Sports – any exhibit or record based upon content of the NYS Shooting Sports Programs or any of the New York State DEC certification programs.
- Other Outdoor Recreation - Exhibits based upon related outdoor recreation activities, e.g. orienteering, cross-country skiing, snowshoeing, wilderness camping, or outdoor cookery.

Class 005: WILDLIFE

- Bird Study - Consult *Bluebirds of New York, Birds of Prey, Introduction to Bird Study*, or any other bird materials for exhibit ideas. Bluebird houses will be judged using the criteria from *Bluebirds of New York*. **Please note, if a birdhouse is completed as a Wood Science project, it should be entered in Section J Science, Technology & Engineering.**
- Habitat Improvement - Consult *Wildlife Habitat Enhancement, Enhancement of Wildlife on Private Land, Managing Small Woodlots for Wildlife* for exhibit ideas.
- Trapping Furbearers - Exhibits based upon the NYS DEC Trapper Training Program are acceptable, as are displays of equipment, pelt preparation, and discussions of the role of trapping in wildlife management.
- Other Wildlife Projects - Exhibits based upon New York's wildlife resources, *Environmental Awareness: Wildlife, Managing Small Woodlots for Wildlife; Wildlife Discovery, New York's Wildlife Resources (fact sheets), and Wildlife in Today's Landscapes*. County projects or self-initiated projects are acceptable. A good source of potential projects is the 4-H Forestry and Wildlife Invitational.

Class 006: REUSE AND RECYCLING

- Exhibits are based on recycling or composting projects in the home or community.
- Clothing, crafts and other items created using post-consumer waste materials. It is particularly important

that detailed essays accompany exhibits in this class. The essays should explain why particular materials were chosen *and* how the exhibit relates to environmental education. Many materials can be reused; why is this exhibit particularly useful (e.g., in terms of serving a functional purpose) or beneficial (e.g., making use of resources that would otherwise harm the environment)? The exhibitor must reflect, in his/her essay, on how the project has led his/her thinking about use of natural resources to evolve and/or how the project can be used to help others understand the importance of re-purposing post-consumer materials. Creativity is highly encouraged in this class. Consult *Composting: Wastes to Resources; Wastewise; Woodsy's Resource Goldmine, Recycling in Your School Makes Good Sense; or Recycling: Mining Resources From Trash, or Composting in the Classroom* for exhibit ideas.

Class 007: OPEN CLASS

- Any exhibit deemed by the 4-H Educator to be worthwhile but fall outside the categories described above. Exhibit requires prior approval of the 4-H extension Educator

DEPARTMENT 2400: PLANT PATHOLOGY

1 exhibit per class

Premium Points: Excellent– 15; Good– 10; Worthy – 5

DIVISION 2400: PLANT PATHOLOGY

- **Each exhibit must be accompanied by an evaluation form**
- **Must exhibit a 4-H member's experience in and knowledge of this subject matter**
- 4-H Publications that appear in italics may be out of print. Check with your county CCE office.

PLANT DISEASE IDENTIFICATION

Class 001: LEAFSPOT COLLECTION BOOKLETS

As described under Activity 1 in *Know Your Plant's Disease* and/or Activity 3 in *Know Your Tree Diseases*, leaf disease notebooks exhibiting a minimum of 12 different diseased plants with at least 6 different fungal and/or bacterial diseases should be included. Example: Powdery mildew fungi may be included more than once if on different hosts, but the remaining samples must represent at least 5 other individual disease issues. Label each plant sample with your name, the date collected, plant name, location collected (town, county and state), and briefly describe the symptoms observed. Include a common name for each disease (such as: powdery mildew, leaf rust, fungal leaf spot, bacterial leaf spot, leaf blight, anthracnose, ring spot, etc.). Include a specific disease name for at least one of the samples, such as "tar spot" on maple caused by a *Rhytisma* sp.

PEST CONTROL EXHIBIT

Class 002: PEST MANAGEMENT ON VEGETABLES OR ORNAMENTAL GARDEN PLANTS PROJECTS

Exhibit should include a poster display showing the layout of your vegetable or ornamental garden; photographs, drawings, tables and other visual aids may be used. A record book may be presented indicating dates on which problems were observed, treatment were utilized and observations were made as to the effectiveness of these treatments. Include specific steps taken to manage pests within the past year or two. Information on preventative treatments or management practices should also be included. This project should attempt to teach those who examine the principles of pest management. Include specific information on at least five (5) pest problems identified and for which one or more management practices were used. Evaluation will be based on the member's understanding of the subject and effectiveness of the poster as a teaching aid.

MUSHROOM COLLECTION AND IDENTIFICATION

Class 003: MUSHROOM COLLECTOR'S JOURNAL

This category is designed for the beginner mycologist. Although preservation of dried fungal specimens in the manner described in *Fun With Fungi* is encouraged, this project does not require that fungi be submitted as a collection of dried specimens. However, preservation of your fungi is strongly encouraged for future reference or for possible submission to the Cornell Herbarium. This project should include detailed notes about each fungal specimen, photos and spore prints. Six fungal specimens from different genera are required. More detailed instructions and forms for use with this project may be found online at: <http://plantclinic.cornell.edu/mushroomjournal.html>.

Class 004: PLANT PATHOLOGY OPEN CLASS

DEPARTMENT 2500: ENTOMOLOGY

1 entry per class

Premium Points: Excellent– 15; Good– 10; Worthy – 5

DIVISION 2500: -- ENTOMOLOGY

Insect specimens must be properly mounted and displayed and have complete collection data. Suggested display case described in 4-H Entomology Project Guide (available through your Extension 4-H Educator) or museum size insect drawers or polystyrene insect cases covered with clear plastic sheets. Exhibits incorrectly prepared will not be evaluated.

GENERAL INSECT COLLECTIONS

Class 001: FIRST YEAR PROJECT EXHIBITS

- Must include a minimum of 20 specimens representing 5 insect orders.
- Classification need not be taken further than *order* names.
- Insects should be pinned properly and the wings of all butterflies and moths must be spread.

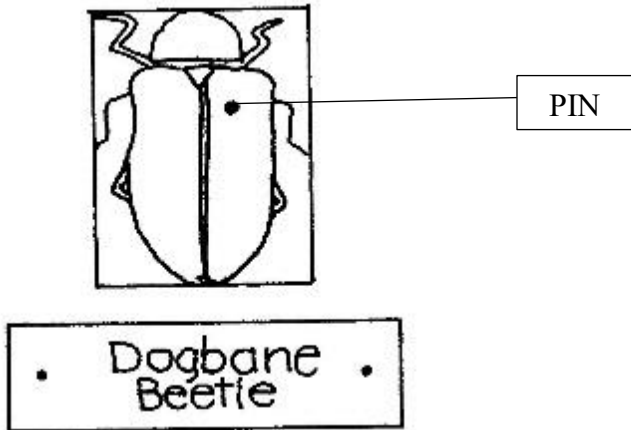
Class 002: SECOND YEAR PROJECT EXHIBITS

- Must include a minimum of 40 specimens representing 9 insect orders.
- Twenty specimens must have been collected during the current year.
- Twenty specimens must also be identified with a common name with the name written on a label and pinned separately near the specimen (easily visible, to aid in judging):
- Addition of scientific names is optional in this class.
- Insects should be pinned properly and the wings of all butterflies and moths must be spread and at least one small insect must be mounted on a point or minuten pin.

Class 003: THIRD YEAR PROJECT EXHIBITS

- Must include a minimum of 60 specimens representing 12 orders.
- Thirty specimens must have been collected during the current year.
- Thirty specimens must be identified by a common name.
- At least 5 specimens (representing at least five families) must be identified to family.
- Scientific names (genus and species) should be included wherever possible, although insects from some orders will be difficult to identify to this level; common names should be placed on a separate label pinned near the specimen as in Class No. 2.
- Insects should be pinned properly and the wings of all butterflies and moths must be spread and at least two small insects must be mounted on points or minuten pins.

Class 004: FOURTH YEAR (AND BEYOND) PROJECT EXHIBITS



ADVANCED INSECT COLLECTIONS

Class 005: ADVANCED INSECT COLLECTIONS

- For advanced collections Riker mounts may also be used.
- Complete collection data should accompany all exhibits (where collected, date, and by whom?); can be placed on back of exhibit as long as the evaluator can tell which label goes with each specimen. If you exchange specimens, label as completely as possible, giving location (country, state or province, nearest town), date collected; name of collector; plus any ecological information available such as plant or insect host, habitat, etc.
- Imagination and individuality are encouraged.
- The rules for mounting, as set up for general collections, do not have to be followed, if, by doing so, the advanced collection can be enhanced. The scientific aspects and educational value, appearance, quality and arrangement will be evaluated.
- The Exhibitor Information Statement should contain educational value to you (what you learned) as well as what you see the educational value to others to be.

CLUB and COUNTY EXHIBITS

Class 006: SINGLE COLLECTIONS prepared by the combined efforts of a club.

- May be any kind of insect collection or may represent a group activity that can be presented as an exhibit.
- Regional insect collections prepared for eventual donation to a museum may be entered in this class if prepared by more than one person; otherwise, these should be entered under Class No. 4.
- Evaluation will be based on number of members and completeness of exhibit.

EXHIBITS OF LIVING INSECTS

- Must consist of general collections.
- Must include 80 specimens representing at least 12 orders.
- Forty specimens must have been collected during the current year.
- Forty specimens must be identified by a common name.
- At least 10 specimens (representing at least 10 families) must be identified to their family. Scientific names should be included wherever possible. Common names should be placed on a separate label, pinned near the specimen as in Class No. 2.
- Proper mounting (pinned properly, wings of Lepidoptera spread, two small insects on points or minutes) will be strongly emphasized.

Class 007: LIVING INSECT EXHIBIT

- Exhibits must convey an educational message to the public and/or the educational opportunities in 4-H work in the field of Entomology.
- Exhibits are to be arranged by the county 4-H staff and members, and completed by the opening day of the county's time period. Those contemplating Class 7 entries must get approval from the Superintendent of Entomology.
- *Live educational exhibits* are encouraged. Possible exhibits including living adult butterflies, butterfly chrysalides from which the adults are emerging, caterpillars, ant farms and aquatic insects in water tanks. Showing of a living exhibit requires the exhibitor be on hand to care for the needs of his or her "livestock" daily.
- Exhibits will be evaluated on educational value; appearance; quality and arrangement.
- Those planning to prepare exhibits should first make arrangements with the Superintendent.

Class 008: ENTOMOLOGY OPEN CLASS

- Class is an option for exhibits deemed by the County Youth Educator to be worthwhile but fall outside the categories described above. The decision to bring such exhibits is left to the discretion of the Extension 4-H educator.

Class 009: HONEYBEE & APICULTURE EXHIBITS

- Honey – 1 pound container
- Bee/Honey products made from Beeswax – Examples: candles (at least 2), lip wax
- Display/Poster – Individual or Group – a series of posters/photos or three-dimensional exhibit representing any aspect of Beekeeping. Examples: equipment, disease, bee colony management.
- Project Record Book for 4-H Beekeeping Project.

DEPARTMENT 2600: STEM (Science, Technology, Engineering & Mathematics)

2 entries per class

Premium Points: Excellent– 15; Good– 10; Worthy – 5

Except where otherwise noted

General Guidelines:

- Attach an evaluation form to each exhibit, including name and age of exhibitor, years doing a STEM project, list the steps used in completing the project and what was learned in completing the project.
- Articles in this section must be made and selected according to standards from project curriculum, State 4-H Club Management and Volunteer Leader Handbook plus CCE Risk Management Guidelines.
- Articles in this section must have been made and selected during the current project year.
- **If power tools are used by youth in making projects, youth must be 11 years or older.**
- Birdhouses entered in wood science classes will be evaluated under wood science standards. Superintendent may move birdhouses to the wildlife class under Environmental Education Section, if appropriate.

DIVISION 2600: WOOD SCIENCE

Premium Points: Excellent-20 Good- 15 Worthy-10

Class 001: Hand Tools Division: articles made in wood science project that was cut out, assembled and finished with hand tools only.

Class 002: Power Tools Division: articles made in a wood science project that has been partially or totally completed with power tools. Includes large and small wood projects.

Class 003: Kit Division: articles made in wood science project that is made from materials precut by an outside resource (i.e., 4-H Office, commercial supplier or woodworking volunteer leader) but are assembled and finished by the exhibitor. Judges will place emphasis on quality of woodworking performed by exhibitors. No commercial names on exhibit.

Class 004: Projects made from **Reclaimed Lumber**. Must state origin of lumber/wood used. Project will be evaluated according to woodworking standards.

Class 005: Recycled Wood Projects made from pre-existing items made into a new useable form. (ex: a bed headboard into a bench). Project will be evaluated according to woodworking standards.

Class 006: Wood Science Open: articles made in Wood Science that does not fit in listed categories. Judge will place emphasis on quality of workmanship by exhibitors and the intended use of the project. Exhibits to be entered in this class will be at discretion of the CCE 4-H Educator

To enter welding projects, small and large shop projects including welding, see Division 2607, Class 002, Related engineering projects.

Due to limited space when transporting exhibits to the NYS Fair, large wood science and shop projects selected for state fair, may not be able to be transported/displayed at State Fair. This will be left to the discretion of the 4-H Staff.

DIVISION 2601: – ELECTRICAL SCIENCE

- ✓ **On Evaluation Form: Include name, age, and years of doing an electrical science project. Plus, information asked for in class.**

Class 001: Electric Division: Article made in an electric project, such as a trouble lamp, test lamp, portable bench light, extension cords, pin-up and/or study lamps, or the rewiring of an old lamp is acceptable. Tension restraint device must be in place. Where appropriate Underwriters Knot should be used, especially in lamp sockets. Lamps without bulbs or shades will not be considered complete and will be evaluated accordingly. Due to safety code compliance, molded polarized and/or prefabricated cords with polarized plugs, where applicable are allowed. Projects involving both woodworking and electrical tasks will be evaluated on the merits of both.

Class 002: Electronics Division: Article made in an electric project utilizing principles and construction procedures relating to electronics is acceptable. Projects will be evaluated on the basis of soldering and connection techniques, neatness of assembly and other assembly procedures for electronic projects. Projects must be hand wired. Project must be operable (i.e. contain all necessary batteries). **On the Exhibitor Information Statement card, include a short explanation of why or how the exhibit works and what use it has.**

DIVISION 2602: ROCKET PROGRAM

1. Junior Division: Any rocket made in a rocket program either from a kit or non-kit materials and assembled and finished by youth 13 years of age or younger. Evaluators will place emphasis on proper kit assembly and finishing.

2. Senior Division: Any rocket made from non-kit materials and totally constructed and finished by youth 14 years and older. Emphasis placed on proper construction techniques and finished project.

DIVISION 2603: CONSTRUCTED PROJECTS WITH MANUFACTURED COMPONENTS

General Information: Youth entering projects in the following classes use manufactured construction pieces to complete projects. Examples are Lego*, K'nex*, Brio*, and Mechano*, but projects are not limited to these examples. Projects can incorporate design, following instructions, three-dimensional thinking, design modifications, problem solving, and creativity, architecture, and structural design, principles of mechanics and use of color in the planning and design process. These skills relate to the professions of engineering, science construction, architecture and art.

Judging will be based on completion, complexity, presentation and explanation of design, understanding of principles and visual presentations. **THE EVALUATION FORM MUST INCLUDE FOLLOWING:**

a. Number of pieces: Youth must know the approximate number of pieces used in assembly. For kits, this number is on the box. It is understood that after a long creative process, it may be difficult to know exact number of small pieces; the youth must provide an estimate rounded to 25.

b. Diagram: Diagrams are required. A diagram could be a photograph printed on printer paper, a scale drawing on graph paper, a photocopy of an instruction sheet or a variable scale rough drawing. Relevant labels and explanations must be added. The diagram must include: 1. Name of youth; 2. The title of project; 3 the exact or approximate number of pieces and 4. A self-judgment of complexity level (a. easy – less than one hour to assemble; medium – 1-3 hours construction time or c. complex – more than 3 hours of construction time). Juniors may use a photocopy of kit provided drawings for basis of their diagrams, but brand logo **MUST** be covered and not visible. The diagram can be displayed in a plastic stand, mounted on poster board or attached in a folder. Art value, ability or written work to attract, use of color and use of font add to design presentation.

c. Protection: Youth may prepare a display box for the project. There is no evaluation or points for this box, it is merely protection. A simple box could be a cardboard box with two sides removed and replaced with clear plastic.

Class 001: Kit: Restricted to juniors (ages 8-13) and exhibitors are limited to two projects in this class. If two projects are entered, they must differ significantly. Youth must enter a completed kit. Original story must describe design process and play with model. Judging criteria: completion, complexity (number of pieces), diagram (of completed model and key elements labeled), explanation/story (explanation of the design process, difficulties, and interesting elements, describe play value, what steps could be taken to improve model) and overall presentation.

Class 002 Original Model: Youth are limited to two projects in this class; projects must differ significantly. The project can be a scene, diorama, model, building, vehicle, plants or creature. Judging criteria: completion, design (number of pieces, moving parts – gear systems, axle systems (wheels), hidden entrances, pulleys, joints, projectiles and hinged components; unity of design – originality, use of color, symmetry of creativity, fully developed concept diagrams – comprehensive and detailed; an overall diagram of completed model with key elements labeled, of moving part(s) or independent component; explanation/written report – of design process, difficulties encountered and their solutions, description of play value, future expansion of project and overall presentation.

Class 003: Model Demonstrating a Mechanical Science Concept: Projects must be original, no kits and can include level arms, gears, pulleys, friction, belts, airfoils (flight, wind), catapults and load bearing bridges and beams. Science concepts can include energy transfer, stress analysis, Newton's Laws, gravity, etc. Entries in this class must include a working model, an equation describing a principle of science, a labeled diagram of the project and written explanation of the science involved. Evaluation will also include presentation and visual impact of the project. Youth may conduct experiments with model and provide written report. Judging criteria: working model that demonstrates a principle of mechanical science, must move or work as necessary, scientific equation that relates the principle, including clear definition of each term with equation displayed; labeled diagram provided that labels major parts of the model and also notes how parts or movement relates to equation; written report (no more than 2 pages) which explains the principle and how model illustrates the principle (may include additional page of experimental results using the model); written explanation that explains design and construction of the model, including any difficulties and how they were overcome, description of the principles of mechanical science that is demonstrated, clear understanding of scientific principles and explanation of how the model illustrates principle; and overall visual impact of project as prepared for display, including attractiveness of display.

Class 004: Transportation Design: applies transportation pieces such as Brio* in which youth design a transportation system (road, railroad). Drawings are to be hand drawn. Judging criteria: Presentation labeled with name of exhibitor and title of project to include schematic of system drawn to scale, roads, railroads and bridges clearly labeled or identified in the legend, seniors to use 11x17 drawing paper, must have fully developed concept, clear details, completeness of system (no dead ends) and show creativity, legend that explains the meaning of symbols such as roads, railroads bridge, water, vegetation, buildings, written explanation that explains the design and purpose of the system, problems encountered and their solution and directions project could take in the future, and overall presentation, visual impact as prepared for display and attractiveness.

DIVISION 2604: 3D PRINTING

General Information: 3D printing uses plastic or other materials to build a 3-dimensional object from a digital design. Youth may use original designs or someone else's they have re-designed in a unique way. Youth must bring their finished printed object (we cannot print objects at Showcase). Exhibits will be judged based on the complexity of the design and shape. **Evaluation form must include the following:**

- a. Software used to create 3D design.
- b. Design or, if using a re-design, the original design and the youth's design with changes.
- c. Orientation that the object was printed.

Class 001: 3D Prototypes – 3D objects printed as part of the design process for robot or other engineering project. Must include statement of what design questions the prototype was supposed to answer and what was learned from the prototype.

Class 002: 3D Unique Objects – 3D objects printed for their own sake. May be an art design, tool, or other objects.

DIVISION 2605: COMPUTER SCIENCE

General Information: All exhibits must include something visual, such as a poster or printed copy of a digital presentation, which will remain on display during the exhibition. Electronic equipment will only be used during judging time and will not remain on display during the entire exhibit period. Programs available online (such as Scratch) should include a link to the specific project youth have created.

Class 001: Beginning Programming – Exhibit a simple program using Scratch (or other simple graphic programming language). The program should include 8 different commands including looping and getting input from the keyboard and mouse.

Class 002: Intermediate Programming – Exhibit a program using Scratch (or other simple graphic programming) that you have downloaded from the internet and modified. Compare the two programs and demonstrate the changes you made to the original program; OR create an animated storybook or video game using Scratch (or other simple graphical programming language).

Class 003: Advance Programming – Exhibit an original program using a higher-level programming language such as Python, JavaScript, C++, etc.

Class 004: App Development – Exhibit an original mobile app. Describe the purpose of the app and what inspired you to create it in the exhibit information statement.

DIVISION 2606: MAKER/TINKER

General Information: An excellent project either solves a problem or creates something new. These projects invent, build or experiment on ideas and include science, technology, engineering, art and math (STEM) principles.

All exhibits must include something visual which will remain on display during the exhibition. Maker/Tinker project should communicate what problem is being solved or what new idea was created. Include a brief description of the exhibit that shows how the project uses materials to create something that is a contemporary, useful and unique design. It is also important to explain what skills were developed while creating the product. Expensive electronic or other equipment will only be used during judging time and will not remain on display during the entire exhibit period.

Class 001: Maker/Tinker Inventions – Exhibits should display how youth used the design process to bring their idea and invention to life. Exhibit may be the item the youth has created or a notebook, poster or other display that depicts their project. Inventions may include elements from kits such as Arduino or Little Bits. Computer coding may be written by the exhibitor or someone else's code the exhibitor has modified. Exhibitor should cite the sources of any designs or codes they tinkered with to create their invention.

Examples must include re-programming a toy to do something different or adding circuitry (lights, sounds, etc.) to an existing item like a sweater. Ideas can be found at sites like <http://makezine.com/>, <http://www.instructables.com>, <http://makered.org/youngmakers/>, <http://tinkering.exploratorium.edu/>.

Class 002: Junk Drawer Robotics – All exhibits should be original designs made from everyday objects and materials. Exhibits with purchased kits will not be accepted. Robots should be designed to carry out a series of at least 3 actions automatically to accomplish a task. Examples are included in the 4-H Junk Drawer Robotics curriculum or Rube Goldberg Machine contests.

DIVISION 2607: ENGINEERING

Class 001: Educational Displays: maybe a series of posters and a 3-dimensional exhibit related to an engineering science project. Display should be self-explanatory through use of signs or labels and limited to approximately card table size. Topics may include (but not limited to) engine parts or bicycle parts display boards, electric circuit boards, electric quiz games, safety rules for bicycling or working with wood or electricity. Entry will be evaluated on the purpose or principal idea, effectiveness in illustrating idea, appearance, arrangement, and description of the display.

Class 002: Related Engineering Projects: Any article made as part of a directly related Engineering Science project including small shop projects such as metal working, welding, soldering, cardboard carpentry, and safety items. Also includes larger shop projects. Kits are not acceptable for senior division (14 years and over).

N evaluation form must accompany each exhibit, including name, age of exhibitor, years in doing a shop project, & list of steps used in completing the project.

Due to limited space when transporting exhibits to the NYS Fair, large shop projects selected for state fair, may not be able to be transported/displayed at State Fair. This will be left to the discretion of the 4-H Staff.

DIVISION 2608: GEOSPATIAL SCIENCE

Exhibits that show skills and knowledge learned through 4-H GPS and GIS projects.

Class 001: GIS Maps: Maps made using ESRI (Environmental Systems Research Institute, Inc.) Arc GIS software or other mapping software. Criteria and Guidelines for Community Mapping Projects can be found on NYS 4-H web page: <http://nys4h.cce.cornell.edu/about%20us/Pages/4-HGeospatialScience.aspx>. GIS map exhibits may be selected for display competition sponsored by NIFA and National Geographic Society.

Class 002: GIS or GPS Project or activity: may be undertaken by individual or group. Exhibit may be in form of project record book, photo documentation, video, CD, DVD, etc. Exhibit must include project report documenting statements of purpose and outcome of project activity.

Class 003: Story or Outline of a 4-H GIS or GPS Project: including photos, purpose of activity and summary of results.

Class 004: Community Service/Youth Community Action Mapping Project: a mapping or GPS project built around a specific community issue or project.

Class 005: Educational Poster Exhibit displaying 4-H GPS or GIS activities.

DIVISION 2609: RENEWABLE AND SUSTAINABLE ENERGY AND CLIMATE CHANGE

Educational exhibits/display(s) describing your 4-H project work done in areas of Renewable Energy (solar, wind, geothermal, biofuels, hydro-electric); Energy Conservation (home, school, community); Tracking (or studying) Climate Change; Activities/Studies related to managing “Carbon Footprints” in environment. Exhibits may consist of stationary or working models, posters, photo story/display, or electronic media. Electronic media must be submitted on a storage device like a CD or flash drive. Information must be included in media to indicate method of viewing entry. A short description of what was undertaken in the project, your experience and what you learned through project must be included. This can be included in the entry itself or on the Exhibitor Information card. Note: some energy exhibits may fit in other classes – select only one class to enter your exhibit.

Class 001: Renewable and Sustainable Energy

Class 002: Climate Change

DIVISION 2610: SCIENCE EXPERIMENTS AND EXHIBITS

Individuals and groups are encouraged to enter exhibits/displays emphasizing what they learned and experienced in learning about science concepts in areas of agriculture, human ecology, life, or physical sciences. Any type or combination of science projects along with creativity is encouraged.

Class 001: Experiments: Describe your hypothesis (what you think will happen); describe the procedures you performed; describe the observations you made and what conclusions you drew from your experiment; include photos or drawings and samples (if possible) from your experiment. Use display board or poster board for display. Include experiment description, introduction, hypothesis, methods, results, and your conclusions.

Class 002: Public Service/Civic Engagement Projects: Exhibits can be of any public service or public education activity you took part in that had a scientific component. Examples may include watershed rehabilitation, recycling programs and educational models. Project exhibit posters/display must be clearly labeled with a written statement of what the project is, how it relates to science and why you are interested in the project.

Class 003: Descriptive Science: Science projects that are not experiments and service projects but do consist of systematic observations and tell us about the natural world. Exhibit could show summaries of what you observed (ex: how the local bird population changes with the seasons, where flies like to breed in a barn, how many bites of food different animals eat per minute). Could present collections and classifications of materials which display physical or biological articles.

Class 004: Citizen Science: is the engagement of public participants in real-world scientific collaborations – asking questions, collecting data, and/or interpreting results. A display or record of participation in a Citizen Science project, could be part of a local, regional, national or international project, but needs to include some kind of connection to scientists, researchers, or, policy makers and contribute to scientific knowledge that will be put to some type of use (by researcher, policy makers, etc.) Examples include: Wasp Watchers, Project Feeder Watch, eBird, Lost Ladybug, Adopt a Pixel, Nature's Notebook, or a local project. For more information: <http://www.birds.cornell.edu/citscitoolkit/contexts/youth-development/4-h/>

DEPARTMENT 2700: CONTESTS

Class 001 & 002: Premium Points: Excellent– 15; Good– 10; Worthy –5

Class 003- Ribbon Award

Pre-Entry for all contests is required by July 1st.

DIVISION 2701: FLOWER ARRANGING CONTEST

Thursday, July 24th 4:00 PM

- All materials are provided for a simple table arrangement. **A \$5.00 materials donation will be requested per participant.**
- Contestants will have 20 minutes to complete a flower arrangement. **Bring shears to cut stems.**
- The criteria for judging will be uniformity, creativity, and design. The main intent is to have fun!

Class 001: Senior (age 14-18)

Class 002: Junior (age 8-13)

Class 003: Cloverbud (age 5-7)

DIVISION 2702: CREATIVE CUPCAKE CAKE CHALLENGE – Teams of 2 or individually

Friday, July 25th, 4 p.m.

- Bring cupcakes (either 12 or 24) in carrier, display/flat tray, and all decorations/frosting needed.
- ALL components on cupcakes must be edible.
- Cloverbud- 6-12 cupcakes displayed on a flat tray.
- Level 1- 12 cupcakes displayed on a flat tray or stand.
- Level 2- 24 cupcakes and display must be at least 2 feet tall.
- Level 3- 36 cupcakes and display must be at least 3 feet tall.
- Have evaluation form filled out with the following information: Theme of cake and why theme was chosen.
- Cupcakes can be taken home or shared around showcase.
- Judging criteria: overall appearance, color combination, skills used, creativity, size and shape, proportion and challenge of design.
- Choice to do cupcake challenge at State Fair

Class 001: Senior (age 14-18)

Class 002: Junior (age 8-13)

Class 003: Cloverbud (age 5-7)

DIVISION 2703: VEGETABLE ART CONTEST

Saturday, July 26th, 5:30 p.m.

- Each contestant must bring 5 or more locally grown vegetables or vegetable parts.
- Other live plant materials may also be added i.e. flowers, fruits, twigs, etc.
- Contestants will have 20 minutes to create a sculpture from the vegetables.
- Contestants should bring their own supplies and equipment for cutting.
- Evaluated on vegetable character, number of horticulture products used, naming plants used, sculpture, geometric design, uniqueness and neatness of assembly, imaginative use of plants and plant materials, overall appearance.

Class 001: Senior (age 14-18)

Class 002: Junior (age 8-13)

Class 003: Cloverbud (age 5-7)

DEPARTMENT 2800: 4-H CLOVERBUD EXHIBITS

Number of exhibits: 5 years old- 5 exhibits, 6 years old- 6 exhibits, 7 years old- 7 exhibits

Ribbon Award

Enter exhibits in FairEntry

See Department 2700 for Cloverbud Contests

General guidelines:

- **Projects should be completed within this 4-H year.**
- **Cloverbud members will meet individually with a judge to present their projects. Bring entries to the 4-H Showcase on Tuesday, July 22nd from 4:00-6:00PM.**
- **Entry card should be attached to each project.**
- **Projects will be on display in the club booths during the duration of Showcase. Pick-up time Sunday, July 27th, 8:00 a.m. - noon.**

The philosophy of the Cloverbud program is to provide a chance for youth to explore and experience new areas of interest within a small social group where a spirit of non-competitiveness is found. A participation ribbon will be awarded to each exhibit entered.

(Animal projects: Refer to the 4-H Cloverbud Animal Entries on Page 8.)

DIVISION 2800: YOUTH BUILDING CLOVERBUD EXHIBITS

Class 001: Agriculture Engineering: Exhibits related to energy, fire safety, bicycles, woodworking, etc.

Class 002: Child, Family, Community: Exhibits showing safety in the home, simple first aid kit, emergency number chart, toy safety poster, game, or toy for younger child, etc.

Class 003: Clothing: Items or garments that have been constructed by hand or machine sewing.

Class 004: Collections: Exhibits that display a collection of specific items.

Class 005: Consumer: Exhibits that have helped them learn how to spend and save money. etc.

Class 006: Creative Arts: Exhibits that have been made from different kinds of materials, like fabric, cardboard, paper, etc.

Class 007: Design: Exhibits that teach about color, art, design, and have been made as a room accessory, Etc.

Class 008: Drawings, Paintings: Item that have been drawn and/or painted.

Class 009: Foods and Nutrition: Exhibits that are food products (must not need refrigeration), kitchen safety, kitchen knowledge, table setting, etc.

Class 010: Holiday: Exhibits that celebrate a holiday event.

Class 011: Insects: Exhibits about insects, pictures, drawings, etc.

Class 012: Jewelry: Items made by combining different materials to make necklaces, earrings, rings, or pins.

Class 013: Tie Dye or Embellished Garment: T-shirts or other garments that have been painted on or an added design.

Class 014: Natural Resources: Exhibits of animal tracks, bird feeders, leaf prints, bark art, pinecone items, etc.

Class 015: Plants: Exhibits of plants, seeds, dish gardens, flowers, or vegetables grown by exhibitor.

Class 016: Photography: Simple color photograph(s) taken by exhibitor and mounted on a picture mat. No enlargements or black and white.

Class 017: Recycle Reuse: Exhibits made by reusing items for a new purpose.

Class 018: Rocketry: A simple beginner's rocket kit or basic construction

Class 019: Woodworking: A woodworking kit which the exhibitor put together, stained, or painted.

Class 020: Miscellaneous: A project completed by a Cloverbud that cannot be placed in another class. Or a group project.

